

SPARE PARTS
LIST
FOR THE
MODERN
ARIEL
MOTOR CYCLE

Contract No. 294/23/S.4554

Cat. Ref. No. S.4554/16/1

ISSUED SEPTEMBER, 1944

Model W/NG

ARIEL
MOTORS LTD.

SELLY OAK - - - - - BIRMINGHAM, 29

Telephone:
SELLY OAK 1381

Cables: **ARIEL, SELLY OAK (ENGLAND)**

Telegrams:
ARIEL, SELLY OAK

CONTRACT NUMBER

294/23/S.4554
TT2/Demands/6582 } 4,000 Model W/NG, 350 c.c. Solo.

ENGINE NUMBER SERIES BH. 35,001—39,000

Stamped on driving side
crankcase, below cylinder
base.

FRAME NUMBER SERIES XG. 47,251—51,250

Stamped on the saddle
lug.

W.D. NUMBERS Q5,490,401—C5,494,400

Reference Number of Driver's Handbook .. 100/A1.2A

Reference Number of Maintenance Manual .. 101/A1.3B

**SPARE PARTS
LIST
FOR THE
MODERN
ARIEL
MOTOR CYCLE**

Contract No. 294/23/S.4554

Cat. Ref. No. S.4554/16/1

ISSUED SEPTEMBER, 1944

Model W/NG

**ARIEL
MOTORS LTD.**

SELLY OAK - - - - BIRMINGHAM, 29

Telephone :
SELLY OAK 1381
Cables : ARIEL, SELLY OAK (ENGLAND)

Telegrams :
ARIEL, SELLY OAK

Spare Part
No.

DESCRIPTION OF PART

No.
per Set

M.T.
Proprie-
No.

ENGINE GROUP.

W/NG/11

Engine complete, less magneto and carburetter
" " with magneto and carburetter

.. Not Serviced

CYLINDER AND FITTINGS.

26-33	Cylinder barrel only	1 ..	
32-43	Liner, cylinder	1 ..	
51-38	Head and valve guides only	1 ..	
0740	Bolt, cylinder head	4 ..	
96-34	Carburetter joint washer	1 ..	
0183	" fixing stud	2 ..	
S1-3	" " nut	2 ..	
128-31	Cylinder base washer, paper	1 ..	
141-38	Oil feed pipe assy. to rockers c/w unions	1 ..	
145A-38	Banjo union only to inlet rocker spindle	1 ..	
145B-38	" " " " exhaust " "	1 ..	
146-38	" " " " timing case	1 ..	
0513	Plug screw in upper banjo connection	1 ..	
148-38	Fibre washer for rocker spindle connection	4 ..	
148-40	" " timing cover connection	2 ..	
152-40	Flat clip	1 ..	MT4/24496

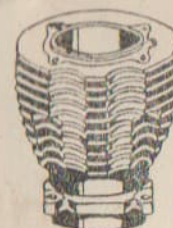
EXHAUST VALVE LIFTER.

330-38	Exhaust lifter complete	1 ..	
S2-2	" " spindle nut	1 ..	
344A-38	" " spring washer	1 ..	
345-38	" " cork washer	1 ..	
346-38	" " shim (pen steel)	1 or 2	
348-38	Washer, exhaust lifter bush	1 ..	
350-38	Exhaust cable stop lug	1 ..	
S2-3	Nut, exhaust cable stop lug	1 ..	

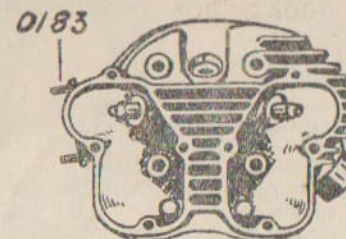
VALVES AND FITTINGS.

423-33	Valve inlet	1 ..	
453-35	" exhaust	1 ..	
480-33	" guide, inlet	1 ..	
494-35	" " exhaust	1 ..	
525-35	" spring, outer	2 ..	
540-34	" " inner	2 ..	
560-29	Collar for spring (pressing)	2 ..	
580-34	Washer, valve spring top collar	2 ..	
605-30	Collar, valve spring (taper hole)	2 ..	
640-32	*Cone, valve spring (split)	2 ..	
655-34	Valve stem end cap	2 ..	

*NOTE.—One split cone consists of 2 halves. Thus one pair of split cones consists of 2 complete cones, equal to 4 halves or pieces.



26-33



51-38




0740



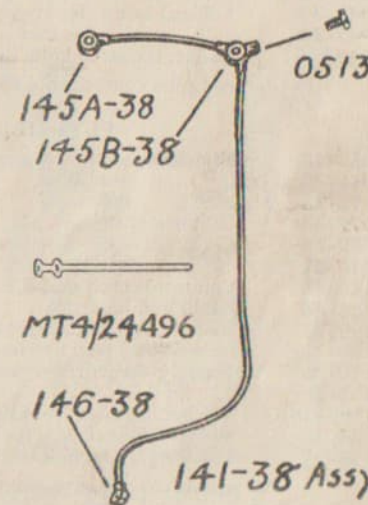
96-34



128-31



330-38



141-38 Assy.



423-33



453-35



480-33




494-35



525-35



540-34



560-29



580-34



605-30



640-32



655-34

Spare Part
No.

DESCRIPTION OF PART

No.
per SetM.
Prop.
No.

ROCKER BOX AND FITTINGS.

845-38	Rocker box, inlet	1 ..
850-38	" " exhaust	1 ..
857-38	Screw cap for rocker adjustment	2 ..
858-38	Washer, rocker adjustment screw cap	2 ..
859-41	Plate, rocker screw cap spring locking	2 ..
870-38	Rocker box joint washer	2 ..
0621	Bolt, rocker box (5/16in. x 2 1/4in.)	2 ..
0622	" " (5/16in. x 2 1/4in.)	6 ..
895-38	Rocker spindle	2 ..
911-38	" lever and fixed end pin, inlet	1 ..
921-38	" " " " " exhaust	1 ..
930-38	" " end pin only	2 ..
935-34	" " adjusting screw (takes S2-3 locknut)	2 ..
940-38	Dome nut for rocker spindle (oil feed conn.)	2 ..
941-38	Oil seal screw for rocker spindle	2 ..
942-38	" " washer	2 ..
945A-31	Collar, rocker spindle distance	2 ..

For oil feed pipe components to rockers, see Spares No. 141-38, etc.

FLYWHEEL ASSEMBLY.

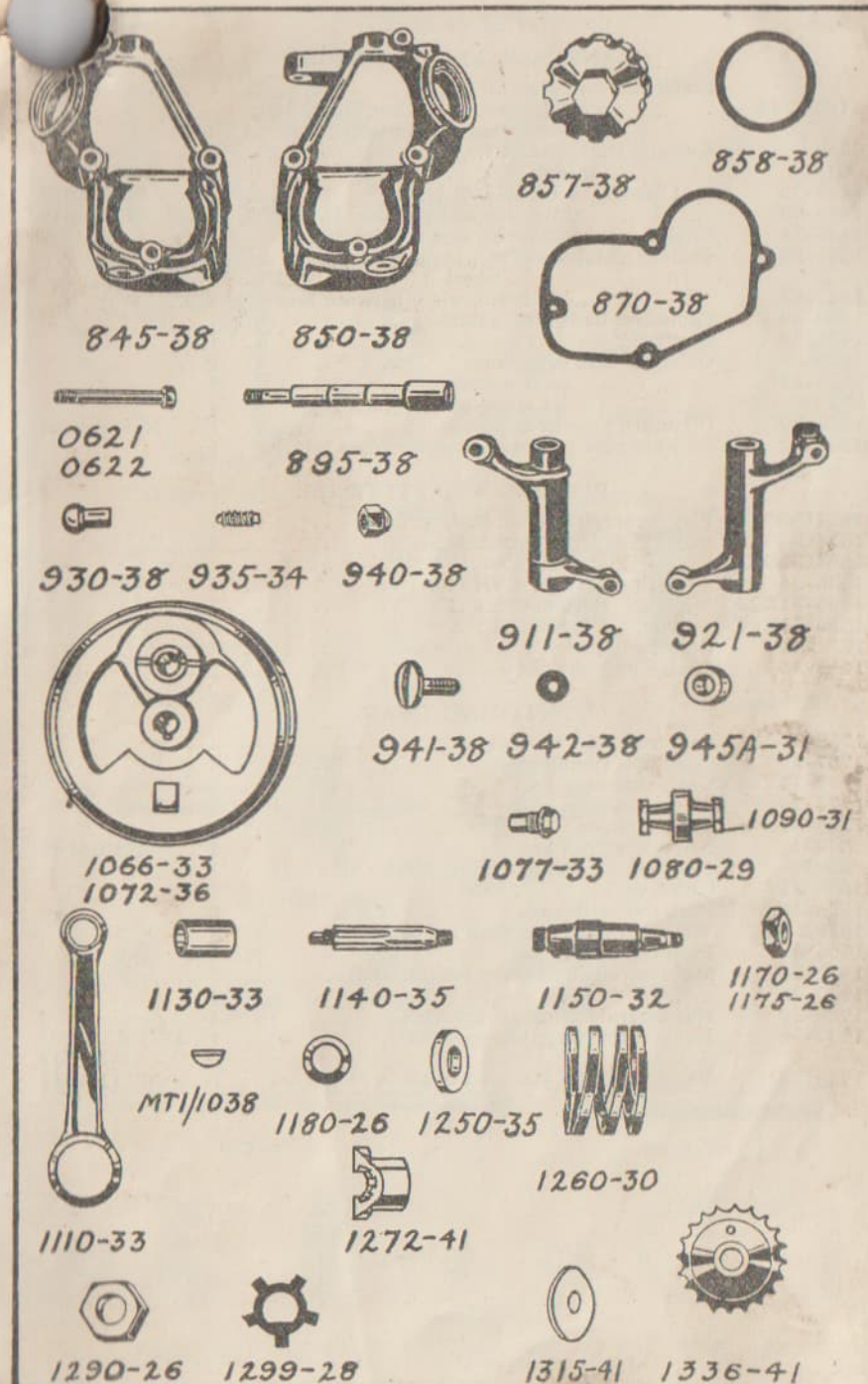
1052-40	Flywheel, assembly complete	1 ..
1066-33	" gear side	1 ..
1072-36	" drive side	1 ..
1077-33	Oil purifier cupped plug	1 ..
1080-29	Crankpin and roller bearing complete	1 ..
1090-31	" nut (3/4in. x 20)	2 ..
1110-33	Connecting rod and S.E. bush	1 ..
1130-33	Small end bush	1 ..
1140-35	Spindle, flywheel, drive side	1 ..
1150-32	Spindle and peg, flywheel, gear side	1 ..
1170-26	Nut, flywheel drive spindle, R.H.	1 ..
1175-26	" " " " L.H.	1 ..
*1180-26/G	Washer, flywheel spindle, distance	1 ..
1185-26	No. 9 Woodruff key for drive spindle	1 ..
1190-29	Peg for gear spindle and crankpin	1 ..

MT1/1038

*G equals the gauge required. Supplied in 12, 13, 14, 15, 16, 17 gauge.

SHOCK ABSORBER AND ENGINE SPROCKET.

1250-35	Distance piece, engine sprocket	1 ..
1260-30	Spring, engine shaft shock absorber	1 ..
1272-41	Slider, engine shaft shock absorber	1 ..
1290-26	Nut, engine sprocket securing	2 ..
1299-28	Lockwasher, engine sprocket securing nut	1 ..
1315-41	Plate, engine, shaft shock absorber	1 ..
1336-41	Sprocket, engine, 20T	1 ..



Spare Part
No.

DESCRIPTION OF PART

No.
per SetM.
Prop.
No.

CRANKCASE AND FITTINGS.

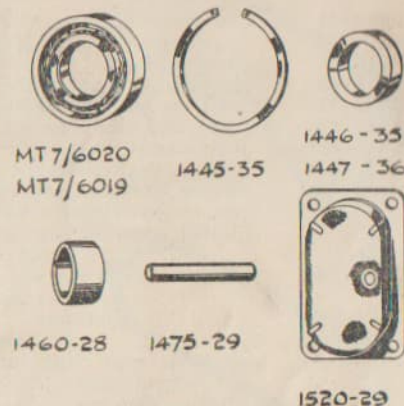
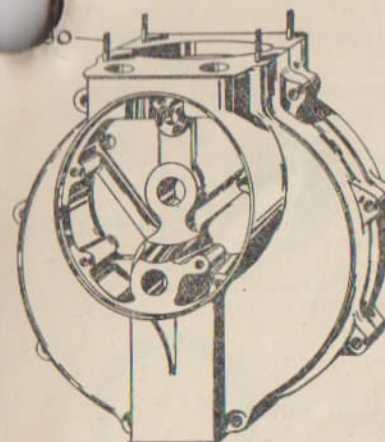
	Crankcase only, less all fittings	1	Not Serviced
1400W-40	" c/w bushes, ball bearings, sump, studs and fixed fittings..	1	
0280	Cylinder stud (1/4 in. x 1.9/16 in.)	4	
S1-4	" nut	4	
1430-26	Ball bearing, drive side, M.J/1	1	MT7/6020
1440-30	" drive side and gearside, R.L.S/8..	2	MT7/6019
1445-35	Circlip, crankcase drive side ball bearing	1	
1446-35	Bearing distance collar (.180 in. wide) next fly-wheel	1	
1447-36	" " " (.285 in. wide) between bearings	1	
1460-28	Camwheel bush for crankcase	1	
1475-29	Cam lever pin	1	
1520-29	Oil sump base with gauze	1	
1528-29	" " " joint washer	1	
0520	" " " set screw (1/4 in. x 1/2 in. x 20)	4	
1533-29	Oil return pipe (from sump)	1	Not serviced
1537-32	" joint pipe (at crankcase-gear cover joint)	1	

PISTONS AND FITTINGS.

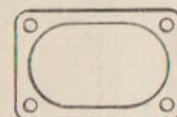
1664C-39	Piston complete (standard)	1	
1664C-39X20	" " (.020 in. O/S.)	1	
1664C-39X40	" " (.040 in. O/S.)	1	
1686-31	" ring (72 mm. x 1/16 in.)	3	
1686-31X20	" " (.020 in. O/S.)	3	
1686-31X40	" " (.040 in. O/S.)	3	
1711-33	Gudgeon pin	1	
1716-31	Circlip, gudgeon pin	2	

TIMING GEAR.

1755-34	Cam assembly, timing gear	1	
1757-29	Camshaft, timing gear	1	
1769-34	Gear, cam assy.	1	
1774-28	Key, cam assy. gear	1	
1770-34	Timing pinion	1	
S18-1	No. 3 Woodruff key	1	MT1/5091
S2-7L	Nut securing timing pinion, 9/16 in. dia., L.H...	1	
1800-31	Cam lever	2	
1856-34	Push rod, with ends	2	
1890A-40	Washer (rubber) for push rod cover	4	
1905-38	Push rod cover	2	
1920-28	Magdyno chain sprocket for camshaft	1	
1925-28	" " " magdyno	1	
1930-28	Nut securing camshaft sprocket	1	
1932-26	Nut securing magdyno sprocket	1	MT8/LU/ M2635/2
1935-28	Magdyno chain, 1/4 in. pitch x 1/4 in. x 35 pitches	1	MT11/1442



1400W-40



1528-29



0520



1716-31




1664C-39



1686-31



1711-33



1755-34



1757-29



1769-34



1770-34


MT1/5091



S2-7L



1800-31



1856-34



1905-38



1890A-40



1920-28



1925-28



1930-28



MT8/LU/M2635/2



MT11/1442

Spare Part
No.

DESCRIPTION OF PART


No.
per SetM/
Prop
N

GEAR COVER AND FITTINGS.

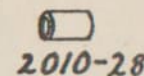
2000-41	Gear cover with bush, oil delivery pipe, pressure valve and 2073C-41 elbow union	1 ..	
2010-28	Camshaft bush	1 ..	
2015-43	Magneto chain cover (steel)	1 ..	
2030-34	Joint washer between crank case and gear cover	1 ..	
2040-29	Extra .005 washer for oil return pipe joint	1 ..	
2045-29	Joint washer : gear cover—chain cover	1 ..	
2070-43	Stud, magneto chain cover	2 ..	
148-40	Washer, fibre, magneto chain cover stud	2 ..	
S1-2	Nut, magneto chain cover stud	2 ..	
023	Ch./Hd. screw for gear cover ($\frac{1}{4}$ in. x $1\frac{1}{4}$ in. x 20)	5 ..	
06	chain cover ($\frac{1}{4}$ x $\frac{1}{2}$ in. x 20)	5 ..	
2073C-41	Elbow union 90 deg. with ball and pin, for breather pipe	1 ..	
2074-31	locknut	1 ..	
2075-35	washer	1 ..	
2100C-41	Breather pipe with union and valve (behind case)	1 ..	
S21-2	Breather pipe nut	1 ..	MT1 18851
S21-3	nipple	1 ..	MT1/7903
S9-2	Ball for valve in elbow union	1 ..	MT7/165
2080-41	Oil feed pipe to mainshaft	1 ..	
2081-40	stud to rockers	1 ..	
2085-40	cap nut	1 ..	
2090-30	Felt washer (armature shaft)	1 ..	
2091-38	Composition oil excluding washer (arm. shaft)	1 ..	
2096-37	Steel retaining washer (armature shaft)	1 ..	
0566	Set screw supporting magneto platform	1 ..	
SP-3	Shakeproof washer, ex.	1 ..	MT5/15414
2150-41	Plug for oil feed pipe	1 ..	
S9-1	Ball for oil pressure valve	1 ..	MT7/162
2154A-41	Spring for oil pressure valve	1 ..	

OIL PUMP.

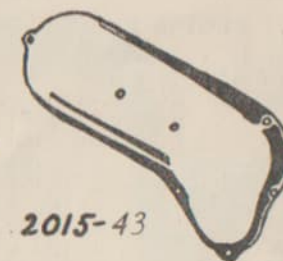
2212C-29	Oil pump, with plunger, block, valves, plugs, etc.	1 ..	
2212-29	body only	1 ..	Not serviced
2214-29	Joint washer (paper)	1 ..	
2216-29	Plunger—delivery	1 ..	
2217-29	return	1 ..	
2218-29	Duralumin block	1 ..	
2219-29	Plug for plunger ball valve	2 ..	
2220-29	Spring for plunger valve	2 ..	
S9-1A	Ball for plunger valve ($7/32$ in. dia.)	2 ..	MT7/163
04	Ch./Hd. screw for oil pump body ($\frac{1}{4}$ in. x $\frac{3}{8}$ in. x 20)	2 ..	



2000-41



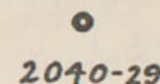
2010-28




2015-43



2030-34



2040-29



2045-29



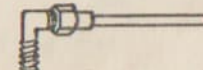
2073C-41



2074-31



2075-35



2100C-41




S21-2




S21-3



S9-2



2080-41



2081-40



2085-40



2090-30



2091-38



2096-37



0566



2150-41



S9-1



2154A-41



06



2212-29



2214-29



2216-29



2217-29



2218-29



2219-29



2220-29



S9-1A



04

Spare Part
No.

DESCRIPTION OF PART

No.
per Set

M.T.
Proprietary
No.

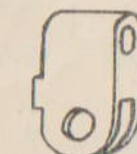
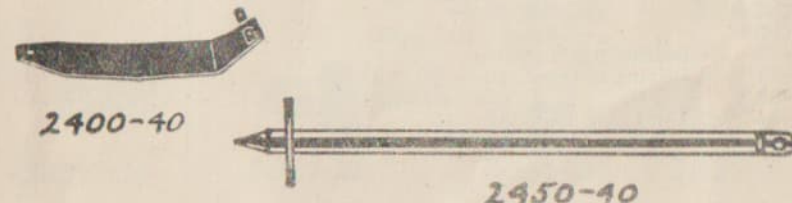
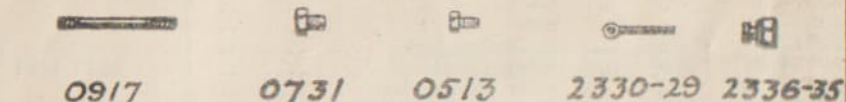

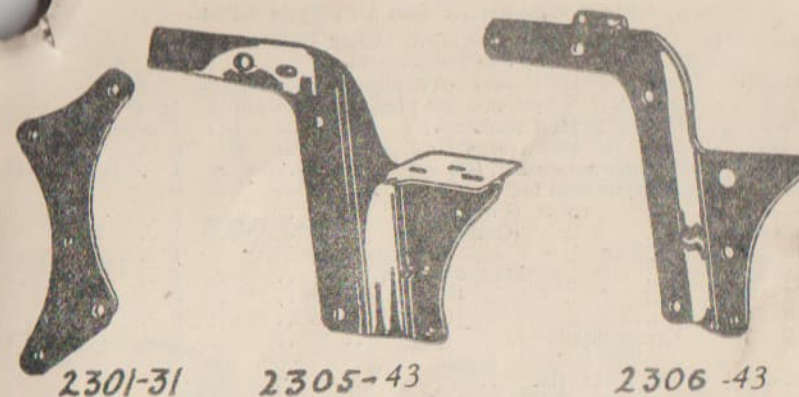
ENGINE PLATES, TIE BOLTS & MAGDYNIO PLATFORM.

2301-31	Front engine plate	2	..
*2305-43	Plate assy, engine, rear, R/S	1	..
*2306-43	Plate, engine, rear L/S	1	..
	Covers for front engine plates	..	Not Serviced
0178	Tie Bolt (5/16in. x 2 1/2in. x 26)	1	..
0179	" " (5/16in. x 3 1/2in. x 26)	1	..
0180	" " (5/16in. x 4 1/2in. x 26)	2	..
0276	" " (3/8in. x 3 1/2in. x 26)	3	..
0289	" " (3/8in. x 4 1/2in. x 26)	1	..
0441	" " (1/2in. x 3 1/2in. x 20)	1	..
S1-3	" " nut 5/16in.	8	..
S1-4	" " " 3/8in.	8	..
S1-6	" " " 1/2in.	2	..
0910	Rear engine plate bolt (1/2in. x 4in. x 20)	2	..
S1-6	" " nut	2	..
2382-33	Gear Box pivot bolt (1/2in. x 4 1/2in. x 20)	1	..
0917	" " clamp bolt (top fixing) (1/2in. x 4 1/2in. x 20)	1	..
S1-6	" " nut	2	..
0299	Stud (special) for oil tank fixing (3/8in. x 1 1/2in. o'all)	1	..
S1-4	" nut	1	..
0731	Set bolt for magneto (3/8in. x 3/8in. x 16)	3	..
SP-4	Shakeproof washer, ex.	3	.. MT5/9724
0513	Set bolt for magneto platform steady, L/S	1	..
2330-29	Draw bolt for chain adjustment	1	..
2336-35	" nut	1	..
2400-40	Undershield	1	..
0566	" fixing bolt (5/16in. x 9/16in.)	1	..

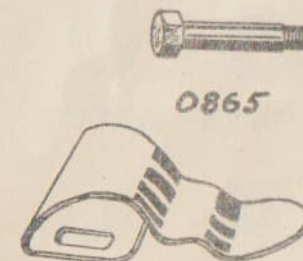
PROP STAND GROUP.

2445A-40	Prop stand complete	1	.. Not serviced
2450-40	Leg	1	..
2454-40	" stop plate	1	..
S1-5	Pivot spindle nut	1	..
2460-40	Swivel lug	1	..
0865	" bolt 7/16in. x 1 1/2in.	1	..
S1-5	" nut	1	..
2462-41	Spring clip—top or bottom	2	..
0510	" bolt	2	..
S1-2	" nut	2	..

* 2305-43 Supersedes and is interchangeable with 2305-35.
* 2306-43 " " " " " 2306B-33.



2460-40



2462-41

Spare Part
No.

DESCRIPTION OF PART

No.
per Set

M.T.
Proprietary
No.

BURMAN GEARBOX GROUP. Type CPSL.


3000CP-41	Gear box c/w 3-plate fabric clutch, kickstarter, and foot gear control	1 ..
3001-33C	" " shell with fixed fittings (studs, bearings, bushes, drain plug and pivot pin)	1 ..
3003-33	" " joint washer	1 ..
3004-31	" " stud ($\frac{1}{2}$ in. x 1in.)	5 ..
SP-2	Shakeproof washer, Ex.	4 ..
3005-31	Gearbox stud nut	5 ..
3013-36	" " cover (Inner)	1 ..
3023-41	" " (Outer)	1 ..
3030-33	" " locating piece	1 ..
3035-33	" " stud, $\frac{5}{16}$ in. x $1\frac{1}{4}$ in.	2 ..
3037-33	" " " $\frac{1}{2}$ in. x $2\frac{5}{16}$ in.	2 ..
3038-33	" " " $\frac{1}{2}$ in. x $1\frac{1}{2}$ in.	2 ..
003	Grease nipple—65°	2 ..
3005-38	Dome nut, $\frac{1}{2}$ in.	2 ..
3018-38	" " $\frac{5}{16}$ in.	3 ..
3042-35	Clutch operating lever	1 ..
3045-35	" " " pin	1 ..
3046-35	" " " tab washer	1 ..
3048-35	" " lever boss bush	1 ..
3050-35	" " operating plunger	1 ..
3053-35	" " adjusting screw	1 ..
S9-2	" " lever ball, $\frac{1}{2}$ in. dia.	1 ..
3061-36	Mainshaft	1 ..
3068-31	" " nut, clutch end	1 ..
3070-41	" " " lock washer	1 ..
3076-34	" " sliding gear, 18 and 23T	1 ..
3081-39	Driving gear and bush, 32T	1 ..
3087-33	" " bush	2 ..
3089-33	" " nut	1 ..
3091-33	" " " lockwasher	1 ..
3095-33	" " bearing	1 ..
3098E-39	" " outer washer (flat)	1 ..
3098F-39	" " inner washer (lipped)	1 ..
3100C-39	" " felt washer	1 ..
3101C-39	" " locating ring (split)	1 ..
3102-33	Bearing retaining ring	1 ..
3106-33	Driving sprocket, $\frac{1}{2}$ in. x $\frac{1}{2}$ in. x 18T.	1 ..
3112-33	" " spacing collar ($\frac{1}{2}$ in. wide)	1 ..
3116-34	Third gear mainshaft, 27T.	1 ..
3121-34	" " layshaft, 23T.	1 ..

MT5/24861

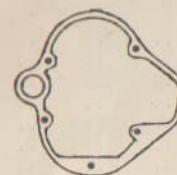
MT1/TT
/P8655

MT7/165

MT7/1481

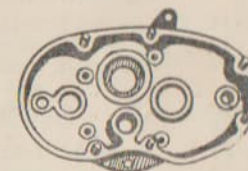


3001-33C



3003-33

3004-31



3005-31

3013-36



3023-41

3030-33

3035-33

3037-33

3038-33

3005-38

3018-38


3042-35



3045-35




3048-35



3050-35



3053-35 MT7/165



3061-36



3068-31



3076-34



3081-39



3087-33



3089-33



MT7/1481



3098E-39



3098F-39



3100C-39



3101C-39



3102-33



3106-33



3112-33



3116-34



3121-34

Spare Part
No.

DESCRIPTION OF PART

No.
per SetM.T. 4
Propriet
No.

BURMAN GEARBOX GROUP—Continued.

3126-34	Second gear layshaft, 27T	1	..
3131-34	First gear layshaft, 32T	1	..
3136-39	Layshaft, small gear, 18T	1	..
3141-34	" clutch	1	..
3143-40	" spindle	1	..
3146-33	" bush	2	..
3166-33	Layshaft bearing glut	1	..
3169-33	" cover washer	1	..
3176-33	Mainshaft bearing	1	.. MT7/6075
3178-33	" washer	1	..
3180-33	" retaining ring	1	..
3191-33	Ratchet pinion	1	..
3194-33	" bush	1	..
3196-33	" spring	1	..
3199-31	" nut	1	..
3203-33	Driving ratchet	1	..
3211-33	Operating fork (mainshaft)	1	..
3215-33	" (layshaft)	1	..
3220-31	" peg	2	..
3223-31	" cotter	2	.. MT1/5649
3231-41	Camshaft	1	..
3235-31	" bush (G. box)	1	..
3238-41	" K.S. case	1	..
3258-31	Pawl	1	..
3259-31	" spring	1	..
3261-31	" bearing	1	..
3264-31	" nut	1	..
3267-31	" washer	1	..
3275-31	" spring plug	1	..
3300-36C	Kickstarter lever assy. (lever and pedal only— no rubber)	1	..
3308-41	" spring clip	1	..
3310-37	" bolt	1	..
3312-41	" nut	1	..
3320-37	" spindle—splined	1	..
001	" grease nipple	1	.. MT1/TT/P6 1/4 in. B.S.F.
3325-31	" quadrant	1	..
3330-36	" spindle bush (outer)	1	..
3333-31	" (inner)	1	..
3335-31	" spring	1	..
3337-31	" stop peg	1	..
3338-33	" rubber	1	..
3342-31	Gearbox filler plug	1	..
3343-42	Drain plug	1	..



3126-34



3131-34



3136-39



3141-34



3143-40



3146-33



3169-33



MT7/6075



3178-33



3180-33



3191-33



3194-33



3196-33



3203-33



3211-33



3215-33



3220-31



3231-41



3235-31



3238-41



3258-31



3259-31



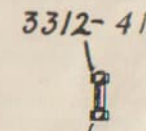
3261-31



3275-31



3300-36C



3310-37



3320-37



3325-31



3330-36



3333-31



3335-31



3342-31

Spare Part
No.

DESCRIPTION OF PART

No.
per SetM.T.
Proprietary
No.

CLUTCH GROUP

3350-36	Clutch case, 3-plate	1 ..	
3355-36	" centre, 3-plate	1 ..	
3361-36	" plate fitted fabric inserts	3 ..	
3368-36	Fabric inserts only	90 ..	
3370-36	Clutch plain plate	4 ..	
3380-36	Chain wheel (1/4 in. x .305 x 44T.) and centre ..	1 ..	
3388-41	" " centre tab washer	1 ..	
3391-36	" " bolt	6 ..	
3394-36	Thrust washer (plain)	1 ..	
3397-36	" " (keyed)	1 ..	
3400-36	Spring plate and thrust cup for operating rod ..	1 ..	
3401-36	Thrust Cup only	1 ..	
3406-36	Clutch spring (for fabric inserts)	5 ..	
3410-31	" " cup	5 ..	
3413-31	" " adjusting nuts	5 ..	
3418-36	" " studs (2 or 3 plate clutch)	5 ..	
3420-37	Needle roller cage	1 ..	
3423-36	" rollers	price per set of 12 ..	MT7/31193
3432-36	Clutch operating rod, 12 1/2 in. long	1 ..	

FOOT GEAR CONTROL GROUP.

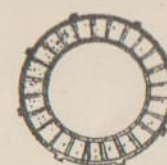
3501-41	Complete enclosed foot change	1 ..	
3505B-42	Foot control lever, only 7 in. centres	1 ..	
3510-33	" " " bush	1 ..	
3512-33	" " " bolt	1 ..	
3514-33	" " " bolt	1 ..	
3516-33	" " " nut, 1/4 in. x 26	1 ..	MT5/15842
3520-33	Spring box	1 ..	
3521-33	Cover plate for spring box	1 ..	
3522-33	Ratchet	1 ..	Not serviced
3524-33	Pawl	1 ..	
3526-33	Control quadrant	1 ..	
3529-33	Ratchet sleeve	1 ..	
3532-33	Pawl spring plate (small)	1 ..	
3535-33	Main spring plate (large)	1 ..	
3538-33	Pawl spindle	1 ..	
3540-33	" operating peg	1 ..	
3542-33	Main spring	2 ..	
3544-33	Pawl spring	2 ..	
3548-33	Sector spindle	1 ..	
3551-33	" " bush	1 ..	
3557-37C	Gear sector, quadrant and ratchet assy. rivetted together	1 ..	
3560-33	Sector—quadrant rivet 3/16 in. x 9/16 in.	2 ..	MT5/7388
3561-33	Ratchet—sector rivet, 1/4 in. x 9/16 in.	1 ..	MT5/14809
3563-33	Sector spindle nut, 1/4 in. x 26	1 ..	
3570-34	Neutral indicator—large (movable)	1 ..	
3571-34	Kickstarter case cover indicator	1 ..	



3350-36




3355-36



3361-36



3370-36



3380-36



3388-36



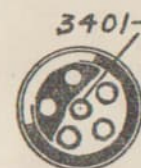
3391-36



3394-36



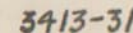
3397-36



3400-36



3406-36




3418-36




3420-37

MT7/31193



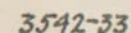
3432-36



3505B-42



3510-33



3520-33



3521-33



3522-33




3524-33



3526-33



3529-33



3548-33



3557-37C



3570-34



3571-34

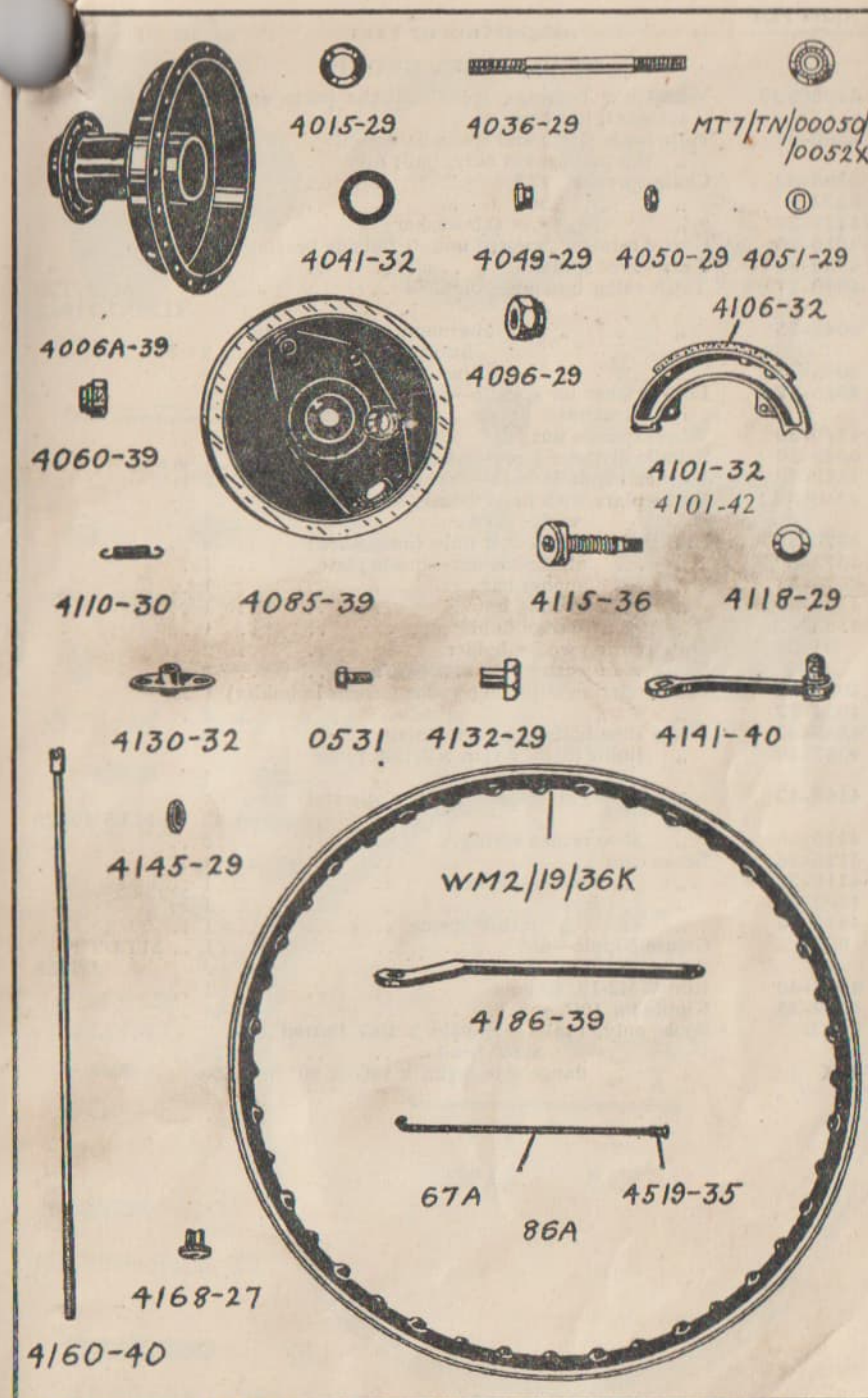
Spare Part
No.

DESCRIPTION OF PART

No.
per Set M.T.
Propr.
No.

FRONT WHEEL GROUP.

4006A-39	Hub and brake drum only—cast iron drum	1	..	Not serviced.
	Hub rim and spokes only, built up	1	..	
4008-40	Wheel c/w bearings, spindle and brake parts, less tyre	1	..	
4015-29	Grease retainer (pressed in hub, outside bearing)	2	..	
4036-29	Wheel spindle, $\frac{1}{4}$ in. x 7.1/16 in.	1	..	
4040-29	Taper roller bearing, complete	2	..	MT7/TN/ 00050/00152X
4041-32 abutment washer—inside hub tube	2	..	
4049-29 adjusting nut	1	..	
4049-29	Abutment nut for bearing—inside brake plate	1	..	
4050-29	Locking nut for bearing adjusting nut 4049-29	1	..	
4051-29	Lock washer for spindle—fits between bearing and inner locknut	1	..	
4060-39	Wheel spindle nut	2	..	
4085-39	Brake plate with fixed fittings	1	..	
4096-29 locknut	1	..	
4101-42	Brake shoe half (steel) with lining	2	..	
4106-32	.. lining (5 $\frac{1}{2}$ in. x $\frac{3}{4}$ in. x 3/16 in.) pair with rivets	1	..	
4108-42 rivet ($\frac{1}{8}$ in. x $\frac{3}{8}$ in. overall) steel shoe set of 12	12	..	MT5/49425
4110-30	.. shoe return spring	2	..	
4115-36	Brake cam	1	..	
4118-29 washer—loose, next cam	1	..	
4130-32 bearing	1	..	
0531 set pin	2	..	
4132-29 nut	2	..	
S6-3 spring washer	2	..	
4141-40 lever and swivel piece	1	..	
4145-29 spindle dished washer	1	..	
4160-40	Brake rod with cable connection	1	..	
4165-26 cable connection only	1	..	
4168-27 adjusting nut	1	..	
4186-39	Brake plate anchor bar	1	..	
4190-29 pin in brake plate	1	..	
S1-3 nut	1	..	
SP-3 shakeproof washer, ex.	1	..	MT5/15414 MT1/TT/ P8655
003	Grease nipple—65°	1	..	
WM2/19/36K	Rim WM2-19, 36 hole	1	..	
4519-35	Nipple for 10G spoke	36	..	
66A	Spoke only, brake side, 6 $\frac{1}{4}$ in. x 10G x 80° head	18	..	
85A flange side, 8 $\frac{1}{4}$ in. do. do.	18	..	



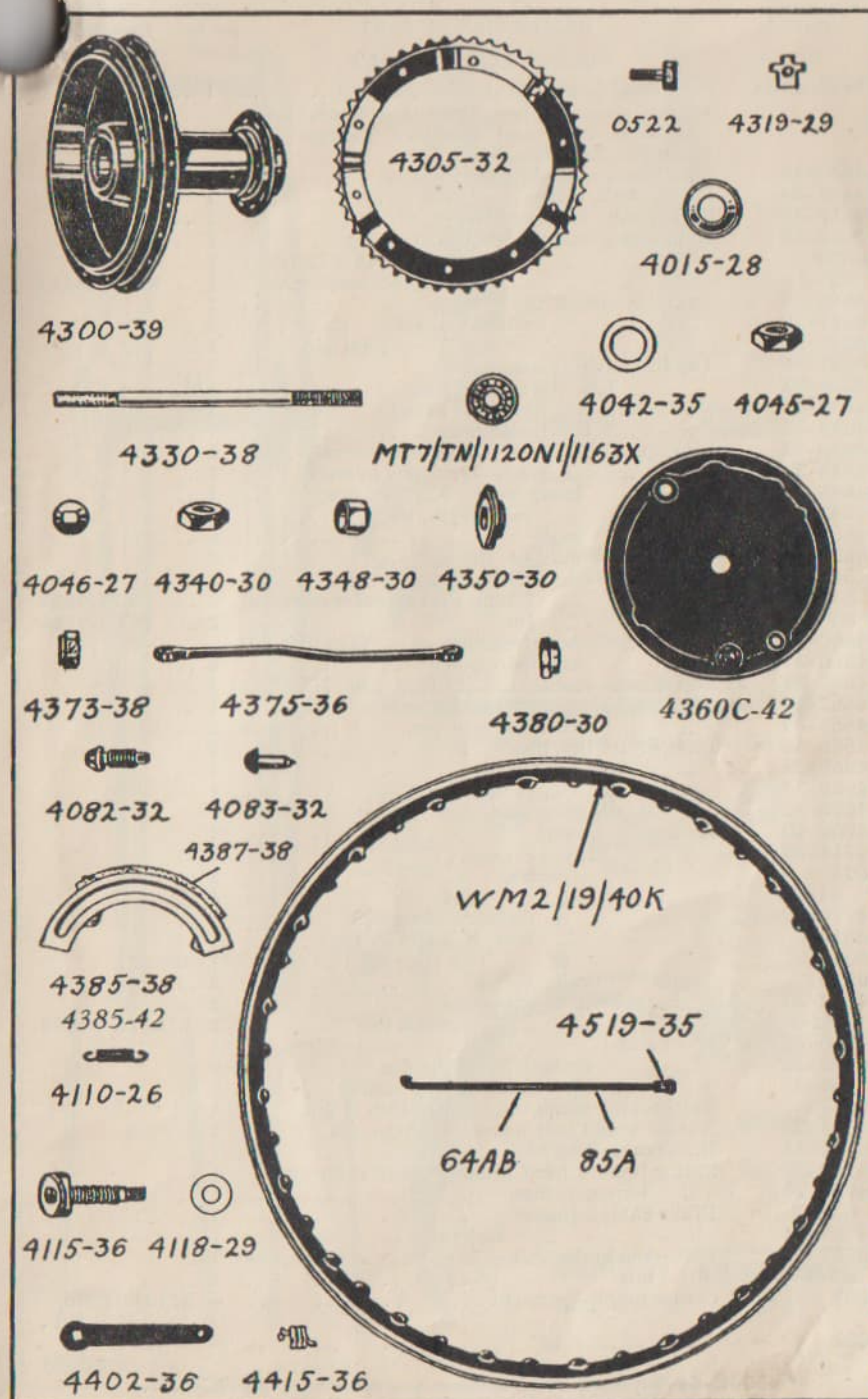
Spare Part
No.

DESCRIPTION OF PART

No.
per SetM.T.
Proprietary
No.

REAR WHEEL GROUP.

4300C-39	Wheel c/w bearings, spindle, brake parts and sprocket, less tyre	1	
4300-39	Hub, brake drum and spoke flange only	1	
	" rim and spokes only, built up	1	Not serviced.
4305-32	Chain sprocket, 47T.	1	
0522	" " bolt	10	
4319-29	" " tab washer	10	
4015-28	Grease retainer (pressed in hub, outside bearing)	2	
4330-38	Rear wheel spindle	1	
4040-27	Taper roller bearing, complete	2	MT7/TN/ 1120N1/1163X
4042-35	" " " abutment washer inside hub tube	2	
4045-27	" " " adjusting and locking nut	2	
4046-27	Lock washer for spindle—fits between cone and inner locknut	1	
4340-30	Wheel spindle nut	2	
4348-30	Spindle distance piece—cone adjusting side	1	
4350-30	Fork end spindle bush—brake drum side	2	
4360C-42	Brake plate with fixed fittings and detachable wedge holder	1	
4370-32	Brake plate dust cover only (unfinished)	1	
4373-38	" " abutment nut—inside plate	1	
4375-36	" " anchor bar	1	
4380-30	" " locking nut	1	
4383-42	" " wedge holder	1	
S1-2	Nut securing wedge holder	2	
SP-2	Shakeproof washer	2	
4082-32	Brake fulcrum adjusting wedge (screws in holder)	1	
4083-32	" " spindle	2	
4385-42	Brake shoe half (steel) c/w lining	2	
4387-38	" " lining (6 $\frac{1}{2}$ in. x 1 $\frac{1}{4}$ in. x 3/16in.) pair with rivets	1	
4108-42	" " rivet ($\frac{1}{8}$ in. x $\frac{3}{4}$ in. o'all) steel shoe set of 12	12	MT5/49425
4110-26	" " shoe return spring	2	
4115-36	Brake cam	1	
4118-29	" " washer—loose	1	
4402-36	" " lever	1	
4415-36	" " return spring	1	
003	Grease Nipple—65°	1	MT1/TT/ P8655
4502-40	Rim WM2-19, 40-hole	1	
4519-35	Nipple for 10G. spoke	40	
64AB	Spoke only, brake side, 6 $\frac{1}{2}$ in. x 10G. butted, 8G. x 80° head	20	
85A	" " flange side, 8 $\frac{1}{2}$ in. x 10G. x 80° head	20	



Spare Part
No.

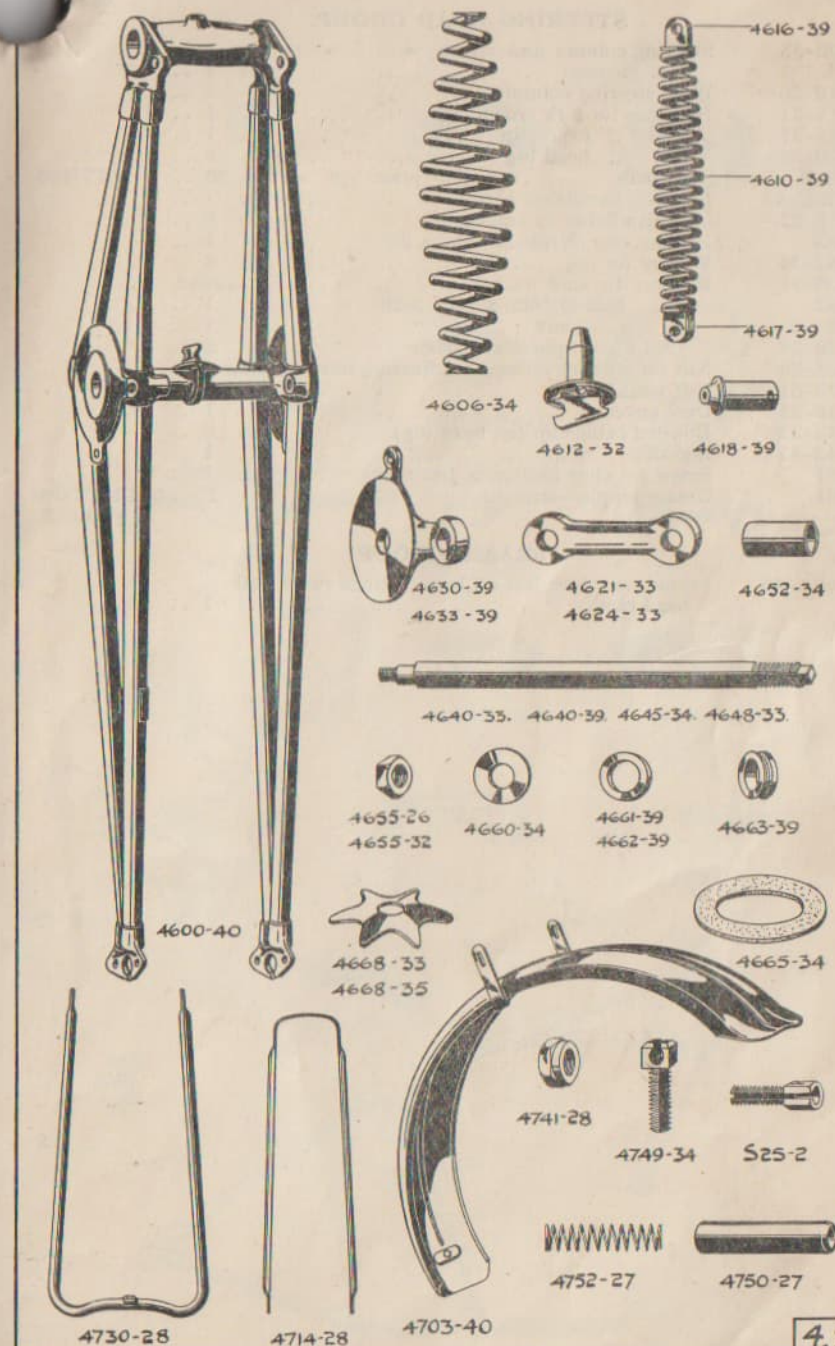
DESCRIPTION OF PART

No.
per SetM.T. o
Proprieta
No.

FRONT FORK GROUP.

*4600C-44	Fork assy. front (less steering damper) ..	1 ..	
	A fork assy. is c/w steering column, links, spindles, main and auxiliary springs, fork damper, head clip, ball cones ..		
4600-40	Fork girder assembly only, bushed ..	1 ..	
4606-34	Spring, fork, main ..	1 ..	
4610-39	Spring only, fork auxiliary ..	2 ..	
4612-32	Main spring anchorage—top of spring ..	1 ..	
0609	" " " set pin (5/16 x 13/16in.) ..	1 ..	
SP-3	" " " shakeproof washer, ex ..	1 ..	MT5/15414
4616-39	Auxiliary spring top bracket ..	2 ..	
4617-39	" " bottom bracket ..	2 ..	
4618-39	" " " joint pin ..	2 ..	
4621-33	Top link, R/S (plain holes) ..	1 ..	
4624-33	" " L/S (threaded holes) ..	1 ..	
4630-39	Middle link, L/S (threaded holes) ..	1 ..	
4633-39	" " R/S (plain holes) ..	1 ..	
4640-33	Link spindle, top rear—8 1/2 in. long overall ..	1 ..	
4640-39	" " front—7 1/2 in. long overall ..	1 ..	
4645-34	" " lower front—9.5/16in. long ..	1 ..	
4648-33	" " rear—9 1/2 in. long ..	1 ..	
4652-34	" " bush ..	8 ..	
4655-26	" " nut 1/2 in. dia. ..	4 ..	
4655-32	" " " 7/16in. dia. ..	3 ..	
SP-5	" " " 7/16in. shakeproof washer, ex. ..	2 ..	MT5/9705
SP-6	" " " 1/2 in. " " price per doz. ..	2 ..	MT5/9706
4660-26	" " pen steel shim ..	6 ..	
4660-34	" " knurled washer ..	6 ..	
4661-39	Top spindle washer, L/S (33/64in. hole, 1/2 in. thick) ..	1 ..	
4662-39	" " " R/S (29/64in. hole, 1/2 in. ") ..	1 ..	
4663-39	" " ferrule for split pin ..	2 ..	
4665-34	Damper friction disc ..	2 ..	
4668-33	" " star washer ..	1 ..	
4668-35	" " (dummy) ..	1 ..	
4670-34	" " adjusting hand nut ..	1 ..	
4703-40	Mudguard (plain) ..	1 ..	
4714-28	" " stay ..	1 ..	
094	" " screw ..	2 ..	
S1-2	" " " nut ..	4 ..	
4720-29	" " " distance piece R/S ..	1 ..	
0510	" " " bolt, R/S (1/2 in. x 1/2 in.) ..	1 ..	
0513	" " " L/S (1/2 in. x 7/16in.) ..	1 ..	
0516	" " bridge bolt ..	2 ..	
4718-29	" " " washer ..	2 ..	
SM-2	" " " Simmonds nut ..	2 ..	MT5/34974
4730-28	Front stand ..	1 ..	
4733-26	" " eyebolt (5/16in. x 1/2 in.) ..	2 ..	
S6-3	" " double spring washer ..	2 ..	
0564	Bolt locking stand to guard (5/16in. x 1/2 in.) ..	1 ..	
4741-28	Nut for stand bolt (special), 5/16in. dia. ..	1 ..	
4749-34	Brake cable stop lug ..	1 ..	
4750-27	Spring box for front brake rod and cable conn. ..	1 ..	
4752-27	" " for connection ..	1 ..	
S25-2	Brake cable adjuster ..	1 ..	
4757-32	" " locknut ..	1 ..	
0737	Bolt—top brake anchor bar (1/2 in. x 11/16in. x 26) ..	1 ..	
S1-4	" " nut ..	1 ..	
001	Grease nipple—straight ..	-	MT1/TT/P6
			1 B.S.F.
003	" " 65° ..	-	MT1/TT/P8655

* 4600C-44 Supersedes and is interchangeable with 4600C-43X.



Spare Part
No.

DESCRIPTION OF PART

No.
per Set


M.T. c
Propriet
No.

STEERING HEAD GROUP.

4800-35	Steering column and crown, with 2 bushes and 2 greasers	1 ..	
4810-26	Plug, steering column	1 ..	
4815-31	Ball race for fork crown	1 ..	
4818-31	" " " head clip	1 ..	
4820-36	" " " head lug	2 ..	
S9-2	Steel balls price per set of 20 ..		MT7/165
4825C-43	Bracket, handlebar with clips	1 ..	
4833-27	Clip, handlebar to bracket	2 ..	
0563	Bolt for clip (5/16in. x 1 1/4in. x 26)	4 ..	
4852-34	Washer for bolt	4 ..	
4829-36	Bracket distance washer as reqd.		
0562	" bolt (5/16in. x 1 1/4in. x 26)	1 ..	
S1-3	" " nut	1 ..	
4830-29	" " spherical washer	2 ..	
4835-26	Nut for steering column—adjusting head bearings ..	2 ..	
4838-31	Felt washer	2 ..	
4840-31	Dust cover	1 ..	
4842-32	Bowden cable clip (on head lug)	2 ..	
4842-42	Lighting "	1 ..	
081	Screw for clips (5/32in. x 1/4in. x 32)	3 ..	
001	Grease nipple—straight	2 ..	MT1/TT/P6 1/4" B.S.F.

FRAME GROUP.

4950A-40	Frame complete, less all loose fittings (with ball head races)	1 ..	
----------	--	------	--



4800-35



4815-31



4818-31



4829-36



4820-36



0562

4830-29



4838-31




4840-31



4840-31



4825C-43



4833-27



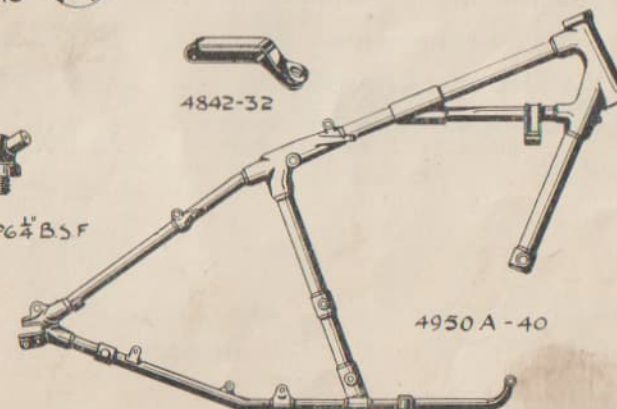
0563



4842-32



MT1/TT/P6 1/4 B.S.F.



4950A-40

Spare Part
No.

DESCRIPTION OF PART

No.
per SetM.T.
Proprietor
No.

PETROL TANK AND FITTINGS GROUP.

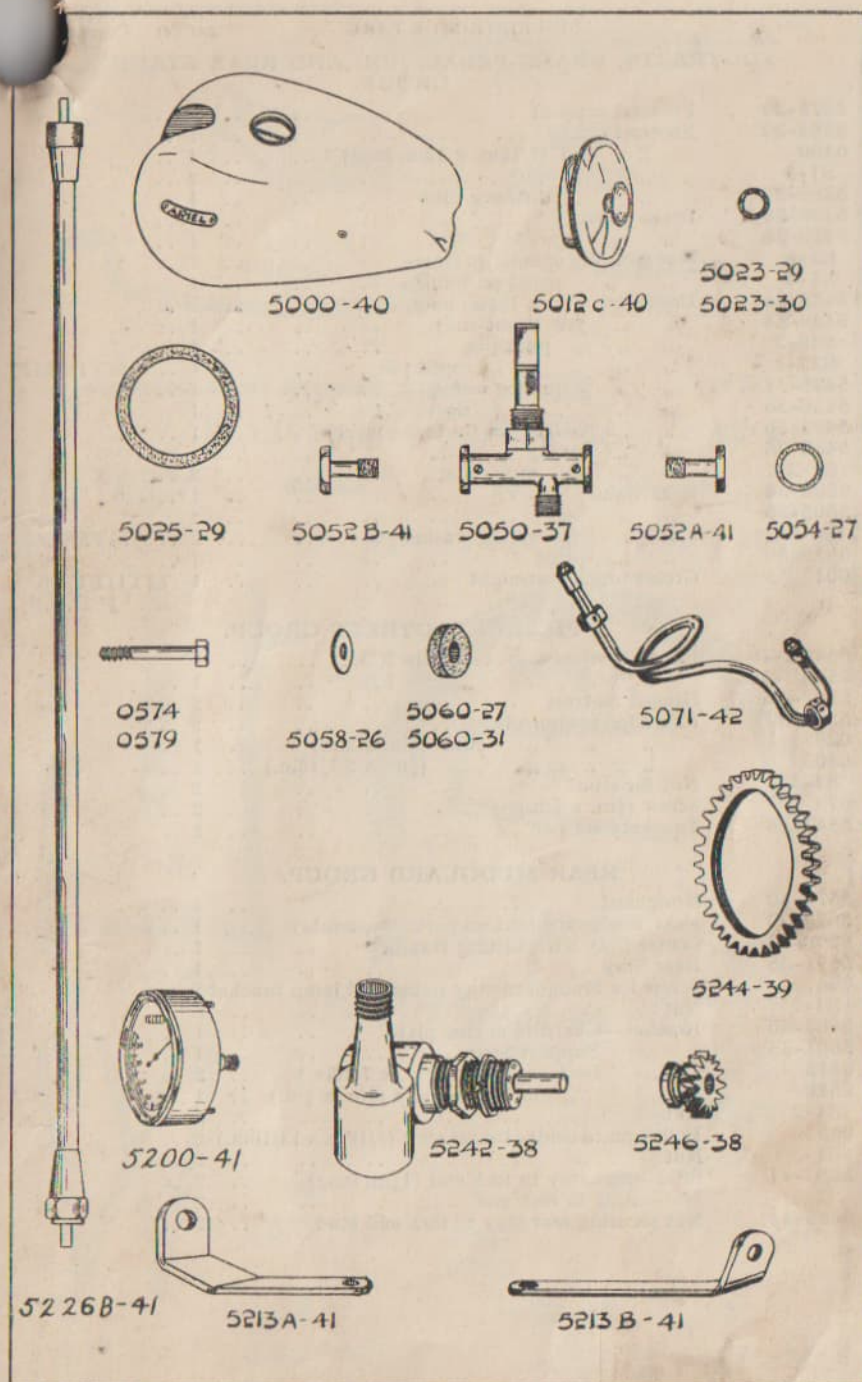
5000-40	Tank only, 2½ galls.	1 ..	
5012C-40	Petrol filler cap complete (less chain) ..	1 ..	
5020-30	" " " screw ..	1 ..	
5023-29	" " " " leather washer, ½ in. O.D. 1 ..		
5023-30	" " " " " ½ in. O.D. 1 ..		
5025-29	" " " " washer ..	1 ..	
5027-30	" " " " locking cam ..	1 ..	
5028-30	" " " " locknut ..	2 ..	
5029-40	" " " " securing chain, 8ins. long ..	1 ..	
5050-37	Petrol tap—2 level—and strainer ..	1 ..	
5052A-41	" " " " plunger and cork assy. Main (round head) 1 ..		
5052B-41	" " " " " " reserve (hexagon head) 1 ..		
5054-27	" " " " washer ..	1 ..	
0574	Tank fixing bolt (5/16in. x 1.7/16in. x 18) ..	2 ..	
0579	" " " (5/16in. x 1½in. x 18) ..	2 ..	
5058-26	" " " " steel washer ..	4 ..	
*5060-31	" " " " rubber washer (½in. thick) ..	4 ..	
*5060-27	" " " " " (½in. thick) ..	4 ..	
5071-42	Petrol pipe with unions—Copper ..	1 ..	
S21-2	" " " " union nut } tank end. 1 MT1/18851		
S21-4	" " " " nipple } 1 MT1/19110		

* The following leather washers may be used in place of these rubber washers:—

5060-42	Tank fixing bolt leather washer, ½in. thick ..	24 ..	
---------	--	-------	--

SPEEDOMETER AND DRIVE GROUP.

5200-41	Speedometer head only ..	1 MT1/SM/433M	
	Nut fixing head to bracket ..	2 MT5/15915	
S5-2	Spring washer for fixing nut ..	2 MT5/49947	
5213A-41	Speedometer head bracket on fork ..	1 ..	
5213B-41	" " " " lamp ..	1 ..	
0516	" " " " bolt (through fork) 1 ..		
S1-2	Nut ..	1 ..	
5226B-41	Flexible drive cable and case, 25ins. ..	1 MT1/SM/52149/25	
5231B-41	Inner flex only, 25 ins. ..	1 MT1/SM/53385/25	
5242-38	Gearbox complete (less pinion) ..	1 MT1/SM/25224	
	Nut, speedometer gearbox ..	1 MT1/SM/P25200	
	Washer, spring, speedometer gearbox ..	1 MT1/SM/W7259	
5244-39	Gear ring, 43T., screwing to hub tube ..	1 ..	
5246-38	" " pinion, 14T., on gearbox shaft ..	1 ..	



Spare Part
No.

DESCRIPTION OF PART

No.
per Set M.T.
Proprie No

FOOTRESTS, BRAKE PEDAL, ROD AND REAR STAND GROUP.

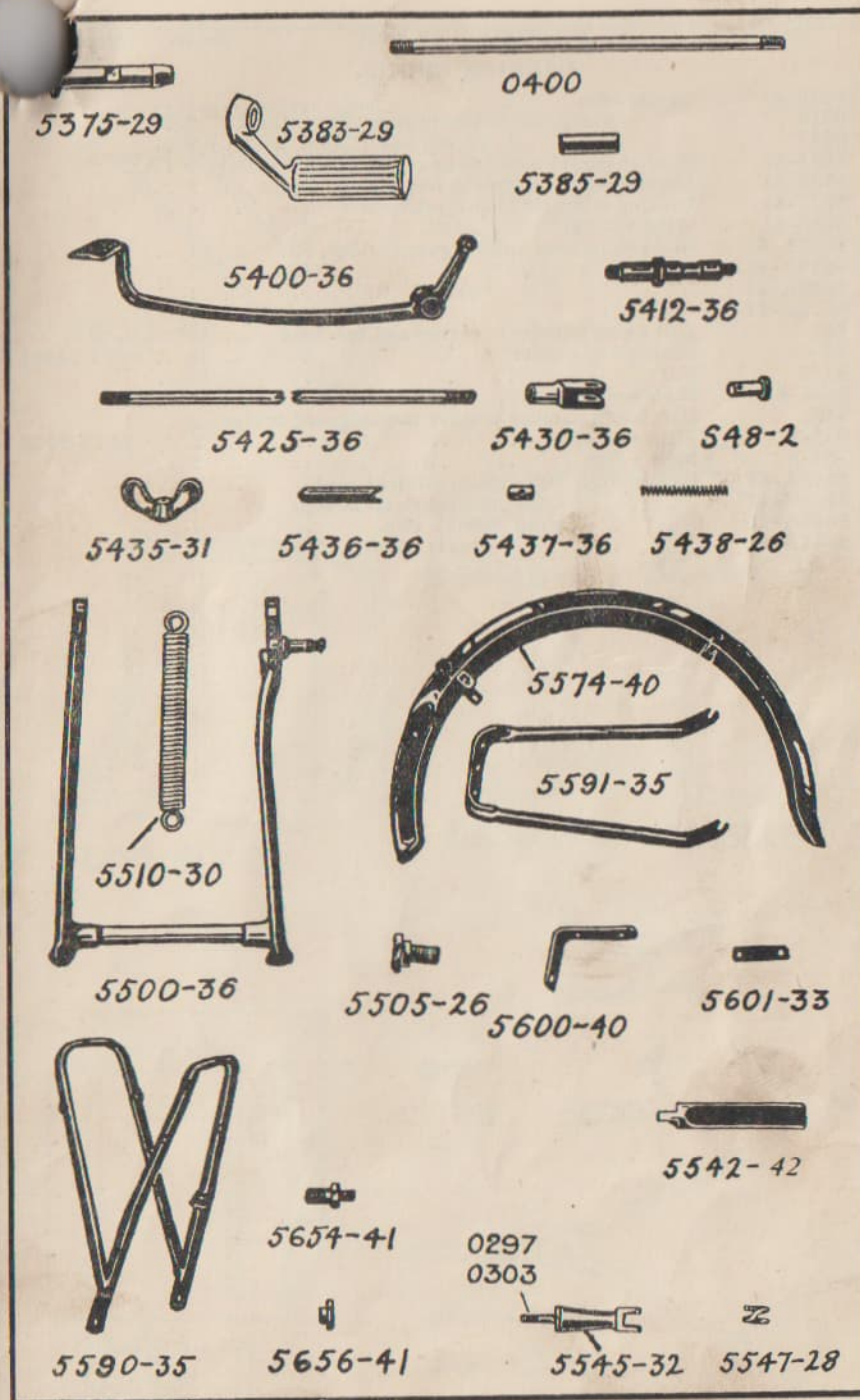
5375-29	Footrest support	2 ..	
5383-29	Footrest	2 ..	
0400	rod (7/16in. x 13in. long) ..	1 ..	
S1-5	" nut	2 ..	
5385-29	" distance tube	1 ..	
5400-36	Brake pedal	1 ..	
5412-36	" spindle	1 ..	
S2-6	Nut securing spindle to frame ..	1 ..	
S1-4	" pedal on spindle	1 ..	
5425-36	Brake rod, 1/2in. x 16 1/2in. long ..	1 ..	
5430-36	" jaw (front end)	1 ..	
S48-2	" joint pin	1 ..	
S17-1	" split pin	1 ..	MT1/5655
5435-31	" adjusting nut	1 ..	
5436-36	" sleeve	1 ..	
5437-36	" swivel pin (in brake lever) ..	1 ..	
5438-26	" spring	1 ..	
S1-2	" stop nuts	2 ..	
5500-36	Rear stand	1 ..	
5505-26	" bolt	2 ..	
S6-6	" spring washer	2 ..	MT5/9652
5510-30	" spring	1 ..	
001	Grease nipple—straight	1 ..	MT1/TT/P6 1/4" B.S.F.

PILLION FOOTREST GROUP.

5540A-36	Pillion footrest assy. complete R/S. ..	1 ..	
5540B-36	" " " " L/S.	1 ..	
5542-42	Hinged footrest	2 ..	
5545-32	Extended anchor pin	2 ..	
0297	" stud (1/2in. x 2in.)	1 ..	
0303	" " " " (1/2in. x 2.7/16in.) ..	1 ..	
S1-4	Nut for studs	2 ..	
07	Screw (1/2in. x 1/2in.)	2 ..	
5547-28	Thackery washer	2 ..	

REAR MUDGUARD GROUP.

5574-40	Mudguard	1 ..	
5578-39	Rear mudguard bottom portion assembly ..	1 ..	
5590-35	Centre Stay with Lifting Handle	1 ..	
5591-35	Rear Stay	1 ..	
094	Screw for Mudguard-stay fixing and lamp bracket ..	8 ..	
S1-2	Nut	8 ..	
5600-40	Bracket—Guard to engine plate	1 ..	
5601-33	" Support Strip	1 ..	
0513	" Bolt—to guard (1/2in. x 7/16in.) ..	2 ..	
0510	" " to engine plate (1/2in. x 1/2in.) ..	1 ..	
S1-2	Nut	3 ..	
0604	Bolt—guard bridge to seat stay (5/16in. x 13/16in.) ..	2 ..	
S1-3	Nut	2 ..	
5654-41	Stud—rear stay to fork end (1 1/2in. long) ..	2 ..	
S2-4	Nut—stud to fork end	2 ..	
5656-41	Nut securing rear stay to fork end stud ..	2 ..	



Spare Part
No.

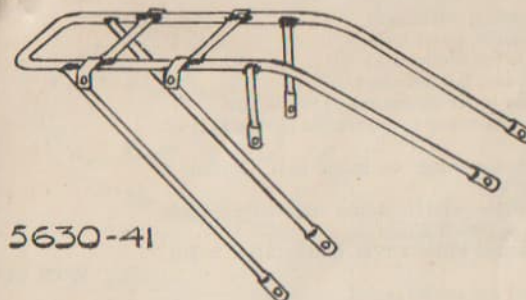
DESCRIPTION OF PART

CARRIER GROUP.

No.
per Set

M.T.
Propr
No.

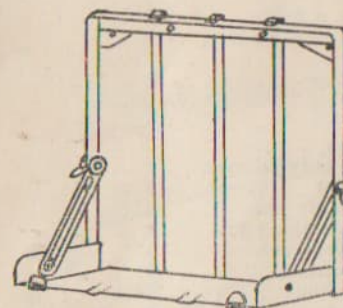
5630-41	Carrier bare	1	..	
0516	" fixing bolt to centre stay ($\frac{1}{4}$ in. x $\frac{1}{2}$ in.)	2	..	
0617	" lifting stay (5/16in. x 1 $\frac{1}{2}$ in.)	2	..	
5633-41	Washer (large) under head of 0516 (Int. 5730-41)	2	..	
5635-41	Pannier carrier complete, less bag and straps	2	..	
5637-41	Locking screw for hinged platform	4	..	
5638-41	Wing nut	4	..	
5639A-41	Bracket, pannier to mudguard bridge, R/S.	1	..	
5639B-41	" " " " L/S.	1	..	
5640A-41	" " " fork end, R/S.	1	..	
5640B-41	" " " " L/S.	1	..	
0513	Bolt fixing pannier to carrier and brackets	12	..	
SP-2	Shakeproof washer	12	..	MT5/24861
S1-2	Nut	12	..	
5641-41	Mudguard bridge	1	..	
0566	Bolt fixing pannier bracket to mudguard bridge	2	..	
S19-3	Plain washer	2	..	MT5/9728
S1-3	Nut	2	..	
5643A-41	Pannier bag, R/S. (plain strap at top) ..	1	..	
5643B-41	" " L/S. (buckled strap at top) ..	1	..	
5644A-41	" " strap (long), 45in. ..	1	..	
5644B-41	" " " (short), 19in. ..	1	..	



5630-41




5640B-41 5640A-41



5641-41



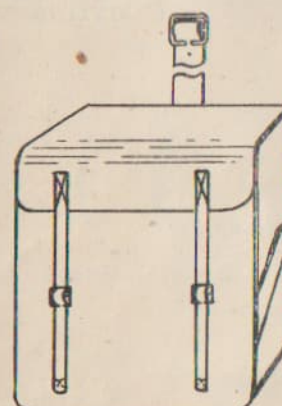
5639B-41 5639A-41



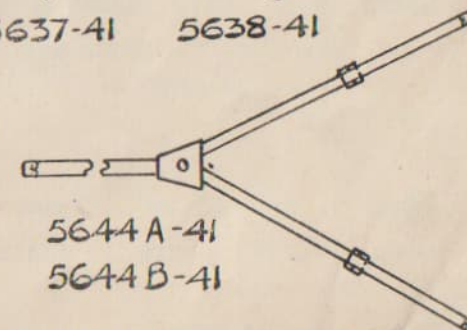
5637-41



5638-41



5643A-41
5643B-41



5644A-41
5644B-41

Spare Part
No.

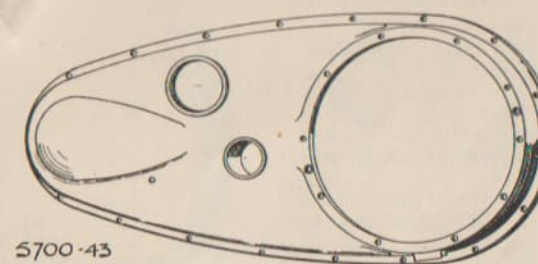
DESCRIPTION OF PART

No.
per Set.

M.T.
Prop.
N

CHAIN AND CHAIN COVER GROUP.

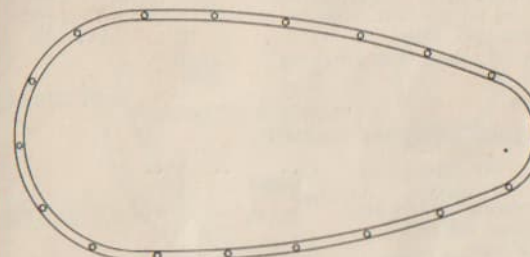
5700-43	Chaincase (steel), outer half	1	
5701-43	Chaincase (steel), inner half	1	
5702-43	Dome, clutch (on chaincase)	1	
5705-43	Plate, chaincase, behind clutch	1	
5708-43	Plate, holding inner chaincase to crankcase	1	
03A	Screw, inner chaincase to crankcase (1/4 in. x 11/16 in. x 26)	4	
083	Screw, chaincase outer to inner half (3/16 in. x 1/2 in. x 32)	18	
083	Screw, chaincase clutch dome and cover plate (3/16 in. x 1/2 in. x 32)	10	
097	Screw, chaincase inner cover plate (2BA x 1/2 in. C/S)	2	MT5/21021
5718-43	Stop (leather) for brake pedal	1	
0624	Bolt, inner chaincase to frame (5/16 in. x 1/2 in. x 26)	1	
5720-40	Guard, chain (top run)	1	
0517A	Bolt, rear chainguard top run, front fixing	1	
0513A	" " " " rear	1	
5722-40	Rear chain guard—bottom run	1	
5723-31	Nut, chainguard front fixing (1/2 in. x 20)	1	
5730-41	Washer, large, chainguard bolt (Int. 5633-41)	3	
S1-4	Nut, rear chainguard bolt	1	
5740-30	Rear chain adjuster	2	
5744-30	Rear chain adjuster locknut	2	
5750A-32	Plug, chaincase inspection	1	
5751-31	Washer, chaincase inspection plug	1	
5760-43	Washer (cork) between two halves of chaincase	1	
5763-43	Ring (cork) chaincase footrest joint	1	
5764-43	Washer (cork) chaincase clutch cover plate	1	
083	Screw, chaincase oil level (3/16 in. x 1/2 in. x 32)	1	
5768-43	Washer (leather) chaincase oil level screw	1	
5770-43	Screw, adjusting, rear chain lubrication	1	
S2-2	Locknut, rear chain lubrication screw	1	
5771-43	Plunger, rear chain lubrication screw	1	
5772-31	Spring, rear chain lubrication screw	1	
5773-43	Peg, rear chain lubrication screw	1	
5782-28	Front chain, 1/4 in. x .305 x 80 pitches	1	MT11/1470
5790-40	Rear chain, 3/8 in. x 92 pitches	1	MT11/10879



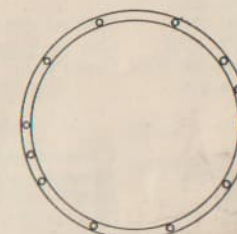
5700-43



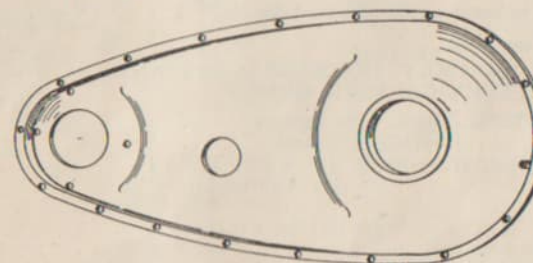
5702-43



5720-40



5722-40




5750A-32



083



5751-31



5750A-32



5760-43



5763-43




083



5770-43



5771-43



5773-43



0624



5782-28

OIL TANK GROUP.

5850-35	Oil tank, 4 pt.	1	
5854-41	Filler cap with chain and retainer	1	
5855-29	" " washer	1	
0182	Fixing bolt, top of tank (5/16in. x 1.15/16in.)	1	
5860-33	" " nut	2	
5862-31	Oil plug and gauze (back of tank)	1	
5874-43	Pipe, with nipple and nut, oil delivery	1	
5882-43	" " return	1	
5890-35	Oil pipe union (short) gear cover end	1	
5891-35	" " (long) gear cover end	1	
S21-3	Nipple for oil pipe	2	MT1/7903
S21-2	Nut for nipple	2	MT1/18851
5895-29	Fibre washer for 5862-31	2	MT1/18933
5895-35	" " oil unions (Int. 2209-26)	2	MT1/18929
5896-29	Rubber connection, 1/4in. bore	2	
5897-35	Clip (adjustable) for connection, 1/4in. bore	A/R	
5898-30	Drain plug	1	
5899-30	washer	1	MT1/37033

EXHAUST SYSTEM GROUP.

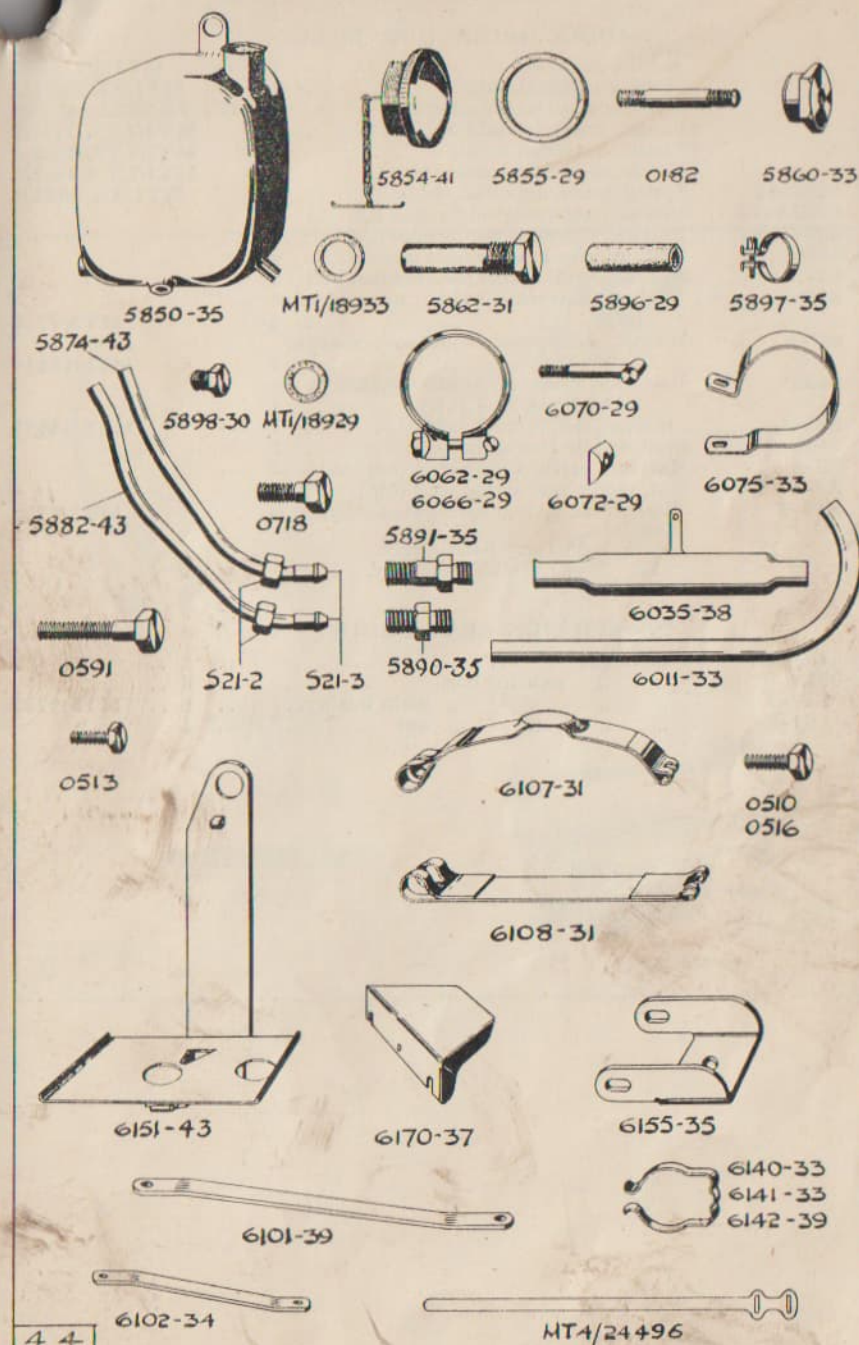
6011-33	Exhaust pipe	1	
6035-38	Silencer	1	
0718	Bolt for silencer fixing (1/4in. x 3/4in.)	1	
6062-29	Clip comp.—silencer joint	1	
6066-29	" " head joint	1	
6070-29	Pin for clips	1 each	
6072-29	Swivel pieces	1 each	
6075-33	Clip holding exhaust pipe to cradle tube	1	
0591	Bolt for Clip	1	

HEADLAMP BRACKET, HORN BRACKET AND
BATTERY CARRIER GROUP.

6101-39	Arm for headlamp (lower), 7 1/4in. centres	2	
6102-34	" " (top), 4 1/2in. centres	2	
0510	Bolt for headlamp arm—upper (1/4in. x 3/4in.) R/S.	1	
0516	" " " " " " (1/4in. x 13/16in.) L/S.	1	
0566	" " " " " " lower (5/16in. x 9/16in.)	2	
S1-2	Nut for upper arm bolt	2	
094	Screw securing tail lamp assy.	2	
S1-2	Nut	2	
6107-31	Top strap securing accumulator	1	
6108-31	Side " " "	1	
†6114C-43	Screw assy., battery carrier strap	1	
0513	Set bolt for earthing (1/4in. x 7/16in.)	1	
6140-33	Spring clip for 3 cables (3/4in. dia. tube)	6	
6141-33	" " " " (1 1/4in. dia. tube)	1	
6142-39	" " " " 2 " " (1 1/4in. dia. tube)	1	
152-40	Clip, aluminium, flat strip	2	MT4/24496
*6151-43	Platform assy., battery carrier	1	
0513	Battery platform bottom fixing bolt	2	
SP-2	Shakeproof washer, ex.	2	MT5/24861
S1-2	Nut	2	
6155-35	Bracket for electric horn	1	
0718	Bolt securing horn to bracket	1	
S1-4	Nut	1	
6170-37	Cover for voltage control unit	1	
0513	Set bolt sec'g voltage control unit	2	
S1-2	Nut	2	

† 6114C-43 replaces 6109-31, 6109A-31 and 6114-31.

* 6151-43 Supersedes and is interchangeable with 6151-33.



Spare Part
No.

DESCRIPTION OF PART

No.
per Set

M.T.
Proprie
No.

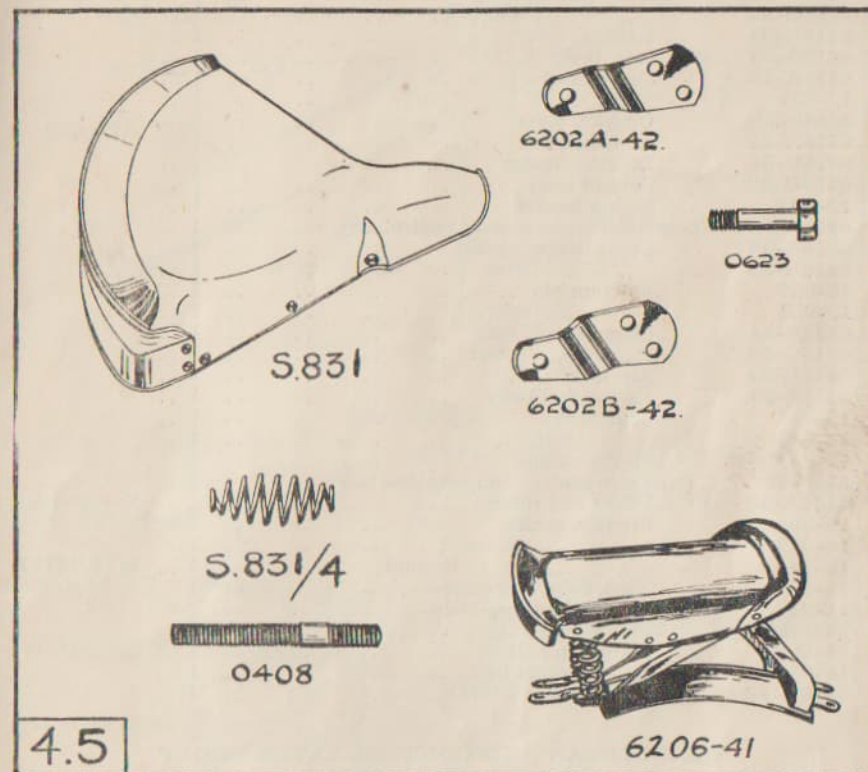
SADDLE GROUP (UNIVERSAL).

	Saddle, universal	1	MT1/TE/S831
	Cover, universal saddle	1	MT1/TE/S831/2
	*Mattress assy. universal saddle	1	MT1/TE/S831/16/ASS
	†Elastic, universal saddle	2	MT1/LT/6/11.3/4
	†Elastic, universal saddle	2	MT1/LT/6/15.3/4
	†Elastic, universal saddle	1	MT1/LT/6/16.1/4
	Spring, main, universal saddle	2	MT1/TE/S831/4
6208-42	Bracket, universal saddle nose R/S	1	
6202A-42	Bracket, universal saddle nose L/S	1	
6202B-42	Bolt, universal saddle nose bracket	4	
0566	Nut, universal saddle nose bracket bolt	4	
S1-3	Washer, universal saddle nose bracket bolt	4	
S19-3	Washer, shakeproof, saddle nose bracket bolt	4	MT5/9728
SP-3	Bolt, for front of saddle (5/16in. x 2.13/16in. x 22 T.P.I.)	1	MT5/15414
0623	Locknut, saddle front bolt	1	
SM-3	Stud, saddle rear spring	2	MT5/34975
0408	Nut, saddle rear spring stud (bottom)	4	
S2-5	Nut, saddle rear spring stud (top)	2	
S2-3	Washer, saddle rear spring stud (top)	4	MT5/9728
S19-3			

* Terry Saddle only.
† Lycett Saddle only.

PILLION SEAT GROUP.

6206-41	Pillion seat	1	
0513	" " securing bolt	4	
S19-2	" " " plain washer	8	MT5/9727
S1-2	" " " nut	4	



HANDLEBAR AND CONTROL GROUP.

COMBINED CONTROLS.

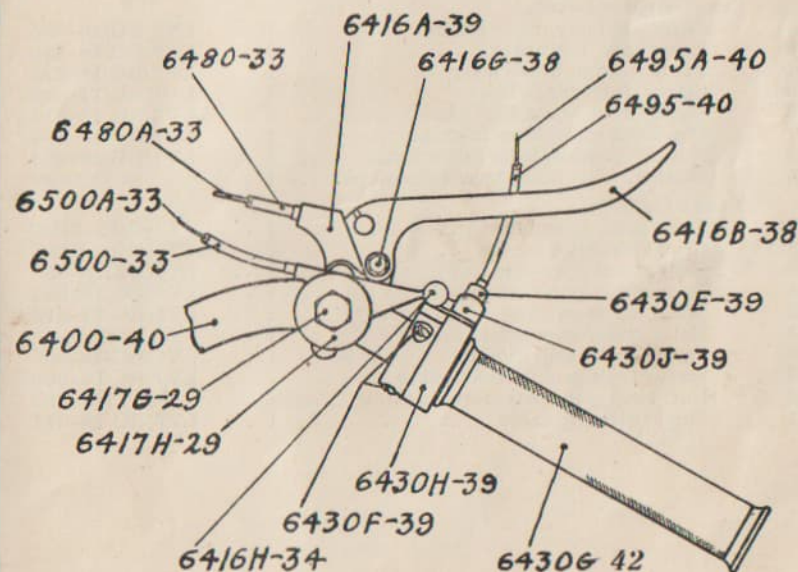
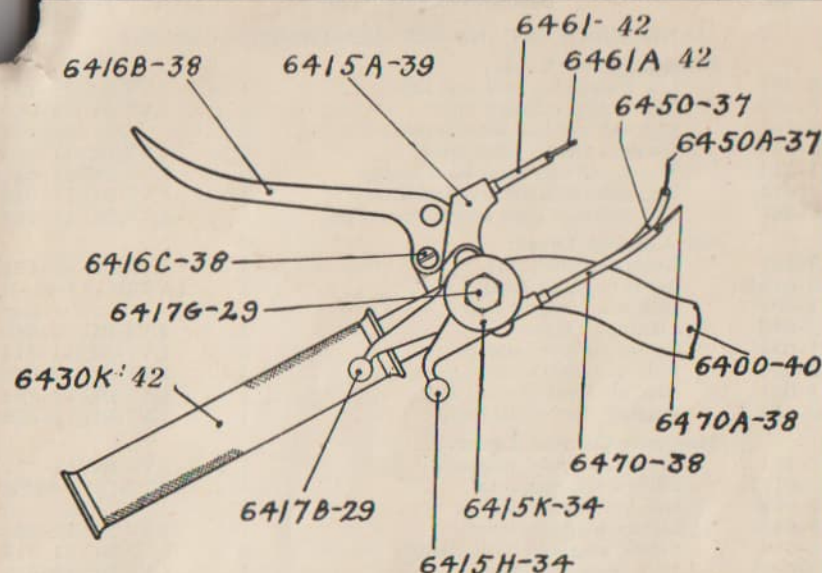
6400-40	Handlebar bend only, lin. to 3/4 in. taper	1	
6415-39	Combined clutch, mag. and exhaust assy.	1	
6415A-39	Clutch bracket	1	
6416B-38	lever	1	
18-087	Fulcrum pin	1	
18-053	" nut	1	
6415F-34	Clamp screw, long	1	
6415G-34	short	1	
6415H-34	Exhaust lever	1	
6417B-29	Mag. lever	1	
6415K-34	Control cap	1	
12-029	" bolt	1	
6415M-34	Division plate	1	
6415N-34	Adjusting nut	1	
6415P-34	Locking washer	1	
6415Q-39	Control body	1	
12-033	Spring washer	1	
6416-39	Combined brake and air control assy.	1	
6416A-39	Front brake bracket	1	
6416B-38	" lever	1	
18-087	Fulcrum pin	1	
18-053	" nut	1	
6415F-34	Clamp screw, long	1	
6415G-34	short	1	
6416H-34	Air lever	1	
6416J-39	" control body	1	
12-031	Control cap	1	
12-029	" bolt	1	
12-033	Spring washer	1	
6430-40	Twist grip control complete, less cable	1	
6430A-40	Sleeve and rotor	1	Not serviced
16-008	Friction spring	1	
16-009	" screw	1	
16-010	" locknut	1	MT5/15782
16-011	Stop, twist grip cable	1	
11-013	Screw, twist grip body	2	
6430G-42	Fabric grip	1	
16-060	Body, top half	1	
16-061	" bottom half	1	
6430K-42	Dummy grip fabric	1	

HANDLEBAR AND CONTROL LEVER GROUP

(STANDARD CONTROLS)

Used on and after Engine No. BH 36402.

6401-44	Handlebar	1	LV7/BC/91-111
6403-44	Plate, handlebar to fork clip	2	
16-072C	Dummy Grip.		
	Grip, dummy, canvas	1	LV7/BC/16-072C
18-455	Clutch Control Lever.		
	Lever assembly, clutch	1	LV7/BC/18-455
18-130	Lever only, clutch	1	LV7/BC/18-130
18-234	Bracket, clutch lever	1	LV7/BC/18-234
12-040	Clamp, clutch lever	1	LV7/BC/12-040
11-014	Screw, clutch lever clamp	2	LV7/BC/11-014
18-087	Pin, clutch lever fulcrum	1	LV7/BC/18-087
18-053	Nut, clutch lever fulcrum pin	1	LV7/BC/18-053
70-016	Washer, clutch lever fulcrum pin	1	MT5/9688



Spare Part
No.

DESCRIPTION OF PART

No.
per SetM.T.
Propriet
No.

HANDLEBAR (STANDARD CONTROLS)—Continued.

Exhaust Lifter Lever.

18-454	Lever assembly, exhaust lifter	1 ..	LV7/BC/18-454
18-059	Lever only, exhaust lifter	1 ..	LV7/BC/18-059
18-161	Bracket, exhaust lifter lever	1 ..	Not Serviced
12-040	Clamp, exhaust lifter lever	1 ..	LV7/BC/12-040
11-014	Screw, exhaust lifter lever clamp	2 ..	LV7/BC/11-014
11-014	Pin, exhaust lifter lever fulcrum	1 ..	LV7/BC/11-014
18-060	Nut, exhaust lifter lever fulcrum pin ..	1 ..	LV7/BC/18-060

Air Control Lever.

12-161	Lever assembly, air	1 ..	LV7/BC/12-161
12-016B	Lever only, air lever	1 ..	LV7/BC/12-016B
12-007	Bracket, air lever	1 ..	Not Serviced
12-040	Clamp, air lever	1 ..	LV7/BC/12-040
11-014	Screw, air lever clamp	2 ..	LV7/BC/11-014
12-029	Bolt, air lever	1 ..	LV7/BC/12-029
12-031	Cap, air lever	1 ..	LV7/BC/12-031
12-033	Washer, spring, air lever	1 ..	LV7/BC/12-033

Magneto Control Lever.

12-171	Lever assembly, magneto	1 ..	LV7/BC/12-171
12-017B	Lever only, magneto	1 ..	LV7/BC/12-017B
12-008	Bracket, magneto lever	1 ..	Not Serviced
12-040	Clamp, magneto lever	1 ..	LV7/BC/12-040
11-014	Screw, magneto lever clamp	2 ..	LV7/BC/11-014
12-029	Bolt, magneto lever	1 ..	LV7/BC/12-029
12-031	Cap, magneto lever	1 ..	LV7/BC/12-031
12-033	Washer, spring, magneto lever	1 ..	LV7/BC/12-033

Front Brake Lever.

18-455	Lever assembly, front brake	1 ..	LV7/BC/18-455
18-130	Lever only, front brake	1 ..	LV7/BC/18-130
18-234	Bracket, front brake lever	1 ..	LV7/BC/18-234
12-040	Clamp, front brake lever	1 ..	LV7/BC/12-040
11-014	Screw, front brake lever clamp	2 ..	LV7/BC/11-014
18-087	Pin, front brake lever fulcrum	1 ..	LV7/BC/18-087
18-053	Nut, front brake lever fulcrum pin ..	1 ..	LV7/BC/18-053
70-016	Washer, front brake lever fulcrum pin ..	1 ..	MT5/9688

Twist Grip.

16-117C	Twist grip, assembly	1 ..	LV7/BC/16-117C
16-045C	Grip, twist grip, canvas	1 ..	LV7/BC/16-045C
16-060	Body, twist grip—top half	1 ..	LV7/BC/16-060
16-061	Body, twist grip—bottom half	1 ..	LV7/BC/16-061
11-013	Screw, twist grip body	2 ..	LV7/BC/11-013
16-091	Rotor and sleeve, twist grip	1 ..	Not Serviced
16-008	Spring, twist grip friction	1 ..	LV7/BC/16-008
16-009	Screw, twist grip friction spring	1 ..	LV7/BC/16-009
16-010	Nut, twist grip friction spring screw ..	1 ..	MT5/15782
16-011	Stop, twist grip cable	1 ..	LV7/BC/16-011

Spare Part
No.

DESCRIPTION OF PART

No.
per Set

M.T.
Proprie
No.

CONTROL CABLE GROUP.

6450-37	Magneto cable (No. 1), inner and outer c/w nipples (39"—41 $\frac{1}{2}$ ")	1 ..	
6450A-37	Wire, magneto inner	1 ..	
0063	Nipple, magneto inner wire—magneto end	1 ..	MT8/LU/455788
6415R-34	Nipple, magneto inner wire—handlebar end	1 ..	LV7/BC/12-034
6461-33	Clutch cable (No. 2), inner and outer c/w nipples (48"—52 $\frac{1}{2}$ ")	1 ..	
6461A-33	Wire, clutch inner	1 ..	
0058	Nipple, clutch inner wire—gearbox end	1 ..	
6416D-38	Nipple, clutch inner wire—handlebar end	1 ..	LV7/BC/18-088
6461D-32	Adjuster, clutch cable	1 ..	
6461E-32	Locknut, clutch cable adjuster	1 ..	
*6470-38	Exhaust lifter cable (No. 1), inner and outer c/w nipples and volute spring	1 ..	
†6470-44	Cable assy., exhaust lifter	1 ..	
*6470A-38	Wire, exhaust lifter inner	1 ..	
†6470A-44	Wire, exhaust lifter inner	1 ..	
0058	Nipple, exhaust lifter inner wire—engine end	1 ..	
*6415R-34	Nipple, exhaust lifter inner wire—handlebar end	1 ..	LV7/BC/12-034
†18-115	Nipple, exhaust lifter inner wire—handlebar end	1 ..	LV7/BC/18-115
6470F-31	Spring, exhaust lifter volute	1 ..	
*6480-33	Front brake cable (No. 2) inner and outer c/w nipples (15 $\frac{1}{4}$ "—18 $\frac{1}{4}$ ")	1 ..	
†6480-44	Cable assy., front brake	1 ..	
*6480A-33	Wire, front brake inner	1 ..	
†6480A-44	Wire, front brake inner	1 ..	
0060	Nipple, front brake inner wire—brake end	1 ..	
6416D-38	Nipple, front brake inner wire—handlebar end	1 ..	LV7/BC/18-088
*6495-40	Throttle cable, inner and outer c/w nipples	1 ..	
†6495-44	Cable assy., throttle	1 ..	
*6495A-40	Wire, throttle inner	1 ..	
†6495A-44	Wire, throttle inner	1 ..	
0062	Nipple, throttle inner wire—carburetter end	1 ..	MT12/AM/1482
6415R-34	Nipple, throttle inner wire—handlebar end	1 ..	LV7/BC/12-034
6500-33	Air cable inner and outer c/w nipple	1 ..	
6500A-33	Wire, air inner	1 ..	
0062	Nipple, air inner wire—carburetter end	1 ..	MT12/AM/1482
6415R-34	Nipple, air inner wire—handlebar end	1 ..	LV7/BC/12-034

* Used with Combined controls only.

† Used with Standard controls only.

TOOL BOX GROUP.

6553-41	Upper (small) toolbox with lid and thumbscrew	1 ..	
6554-41	Lower (large) toolbox with lid, chain and thumbscrew	1 ..	
6557-42	Thumbscrew ("Gravity" type) for lid	2 ..	
6560-41	Tube clip	2 ..	
6561-41	Stay bracket	1 ..	Not serviced
6565-35	Tool box plate	2 ..	Not serviced
0513	Bolt for clip ($\frac{1}{4}$ in. x $\frac{1}{2}$ in. x 26)	9 ..	
S1-2	Nut	9 ..	
0591	Bolt for bottom of tool box ($\frac{5}{16}$ in. x $1\frac{1}{4}$ in.)	1 ..	
S1-3	Nut	1 ..	
6570-42	Chain for lid—4in. long	2 ..	



6415 R-34



6416 D - 38



MT12/AM/1482



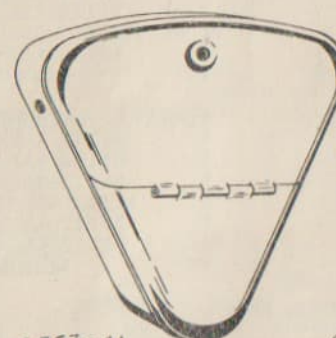
0060



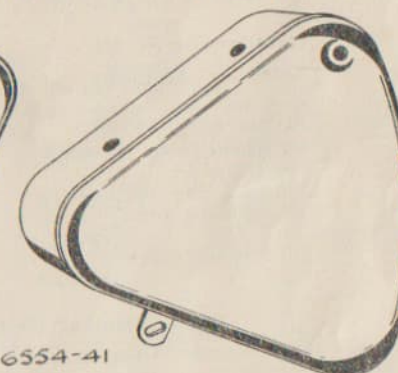
0058



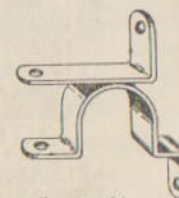
MT8/LU/455788




6553-41




6554-41



6560-41




6565-35



6561-41



0513



0591



6461 E-32



6461 D-32

9.44

AMAL CARBURETTER GROUP.

Carburetter complete with cables (bottom
feed)

1 MT12/AM/275B/1J

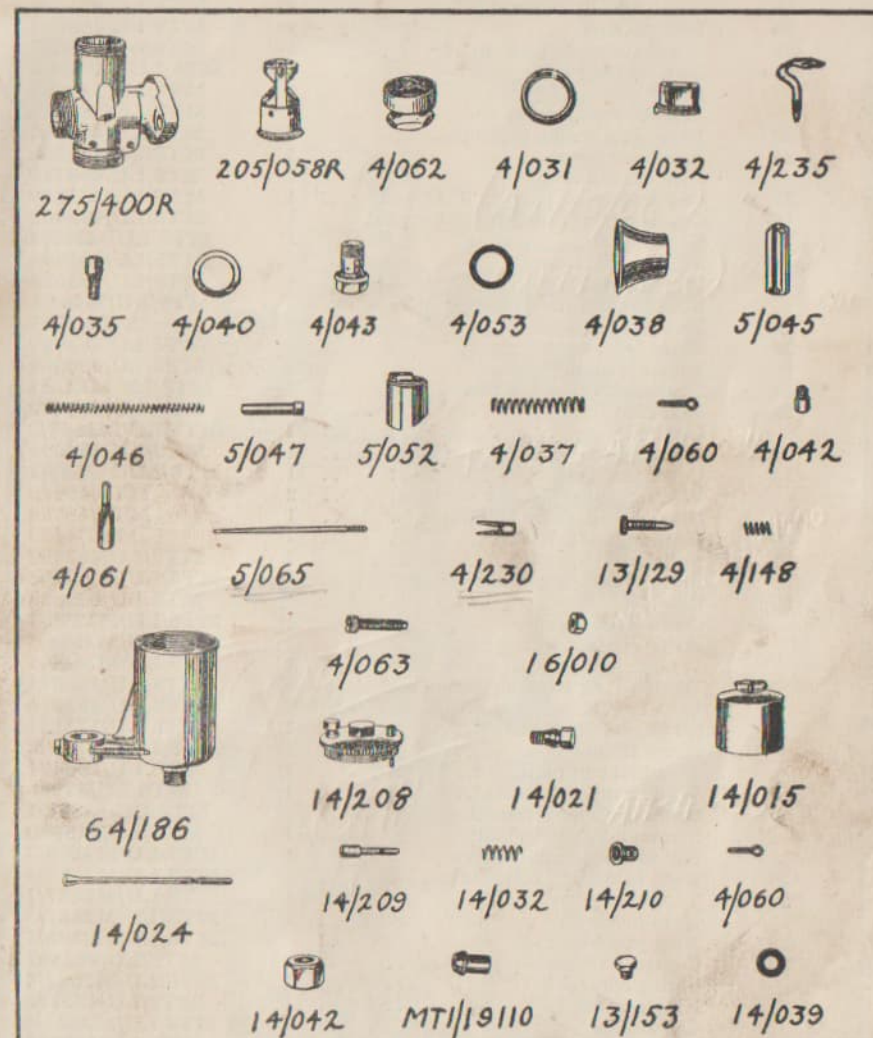
Mixing Chamber (Bottom Feed).

Mixing chamber	1	MT12/AM/275/400R
Jet block and barrel	1	MT12/AM/205/058R
Mixing chamber union nut	1	MT12/AM/4/062
" " cap	1	MT12/AM/4/031
" " top	1	MT12/AM/4/032
" " cap fixing spring	1	MT12/AM/4/235
" " " screw	1	MT12/AM/4/241
Cable adjuster	2	MT12/AM/4/035
" nipple	2	MT12/AM/1482
* Washer for jet block (Ill. 4/040)	1	MT1/15342
Holding bolt	1	MT12/AM/4/043
" " washer (Ill. 4/053)	2	MT1/19139
Air intake funnel	1	MT12/AM/4/038
" valve	1	MT12/AM/5/045
" " spring	1	MT12/AM/4/046
" " guide	1	MT12/AM/5/047
Throttle valve No. 5/4	1	MT12/AM/5/052/No. 4
" " spring	1	MT12/AM/4/037
" " split pin (Ill. 4/060)	1	MT1/10314
Main jet, state size—standard for W/NG No. 120	1	MT12/AM/4/042/120
Jet, needle (main jet holder)	1	MT12/AM/4/061
Needle for jet	1	MT12/AM/5/065
" spring clip	1	MT12/AM/4/230
Air adjusting screw	1	MT12/AM/13/129
" " spring	1	MT12/AM/4/148
Throttle stop screw	1	MT12/AM/4/063
" " locknut	1	MT5/15782

Float Chamber (Bottom Feed).

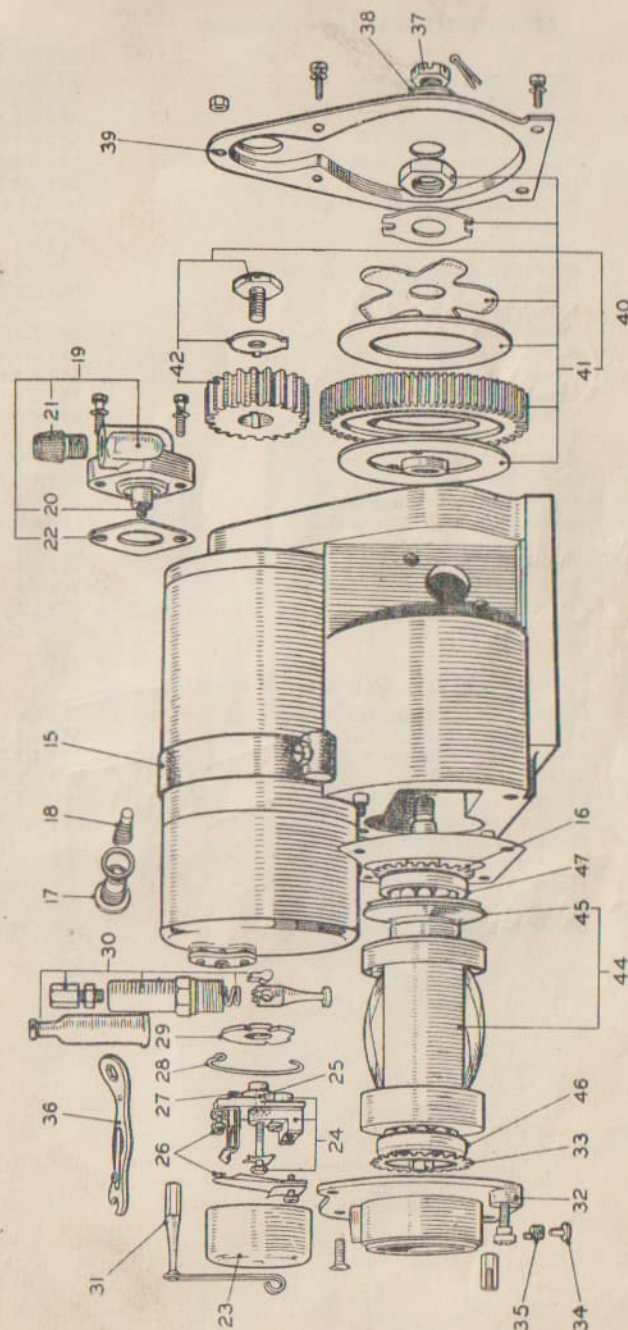
Float chamber complete	1	MT12/AM/1J
" " only	1	MT12/AM/64/186
" " cover	1	MT12/AM/14/208
" " lock screw	1	MT12/AM/14/021
" " only	1	MT12/AM/14/015
" needle	1	MT12/AM/14/024
Seating locknut	1	MT12/AM/14/178
" " washer	1	MT1/16875
Tickler with spring and cotter	1	MT12/AM/14/301
* Nut, petrol union (Ill. 14/042)	1	MT1/18851
Nipple, petrol union nut	1	MT1/19110
Float chamber platform screw	1	MT12/AM/13/153
" " " washer	1	MT12/AM/14/039

* Illustrations of these parts are shown on page 45 above the illustration number given in brackets.



MAGDYNO GROUP.

	Magdyno, type MO1/6, H3/0	1	MT8/LU/46013
	Washer fibre earth brush holder	1	MT8/LU/162674
17	Holder earth brush	1	MT8/LU/460380
18	Brush and spring earth	1	MT8/LU/451323
19	Pick-up assy.	1	MT8/LU/463066
22	Washer seating pick-up	1	MT8/LU/455622
21	Nut, pick-up cable	1	MT8/LU/M3156/4
	Screw pick-up fixing	2	MT8/LU/110064
	Washer spring cable end	1	MT8/LU/185008
20	Brush and spring pick-up	1	MT8/LU/451260
44	Armature assy.	1	MT8/LU/463988
	Condenser assy.	1	MT8/LU/464140
33	Cup insulation bearing (C.B. end)	1	MT8/LU/451379
16	Cup insulation bearing (drive end)	1	MT8/LU/463932
45	Slip Ring	1	MT8/LU/M255/2
	Washer oil throw	1	MT8/LU/463944
	Washer packing	1	MT8/LU/455634
	Collar bearing retaining	1	MT8/LU/M464/5
43	Key woodruff	2	MT1/5091
39	Plate D.E. cover	1	MT8/LU/463989
	Nipple dynamo fixing	1	MT8/LU/450066
24	Contact breaker complete	1	MT8/LU/MLCB1
32	Bracket C.B. end	1	MT8/LU/463982
	Carrier spring	1	MT8/LU/M2648/3
26	Contact set	1	MT8/LU/484098
23	Cover C.B.	1	MT8/LU/M2648/1
	Washer pick-up fixing screw	2	MT5/49945
47	Bearing ball, drive end	1	MT7/46984
46	Bearing ball C.E. end	1	MT7/4489
31	Spring and pin assy.	1	MT8/LU/463907
	Spring backing contact spring	1	MT8/LU/M2688/3
29	Cam	1	MT8/LU/463853
	Screw C.B. fixing	1	MT8/LU/M1290/1
	Screw contact spring fixing	1	MT8/LU/M2688/4
	Washer lock for C/B fixing screw	1	MT8/LU/M2689/1
	Washer C.B. Packing .005in. end plate	1	MT8/LU/463074
	Washer C.B. packing .003in., end plate	1	MT8/LU/463075
	Screw end plate seal	1	MT8/LU/122124
	Screw timing	1	MT8/LU/M3207/2
	Terminal end plate	1	MT8/LU/186471
	Washer spring	1	MT5/LU/49946
	Screw grub for terminal	1	MT4/CB/5335/91
	Screw end plate to body	1	MT4/LU/115580
	Nut locking contact screw	1	MT8/LU/M2580/3
25	Bush insulating C.B. centre	1	MT8/LU/M2679/4
27	Tappet celeron	1	MT8/LU/M2687/1
	Bush insulating	1	MT8/LU/M2687/2
28	Ring jump for cam	1	MT8/LU/M2646/1
30	Control parts sets	1	MT8/LU/463107
	Spring control	1	MT8/LU/M2642/4
	Nipple control	1	MT8/LU/455788
	Cap rubber	1	MT8/LU/M2841/4
40	Gears, set	1	MT8/LU/462863
	Screw dynamo gear	1	MT8/LU/111700
	Washer locking dynamo gear	1	MT8/LU/M353/1
	Plate friction	1	MT8/LU/463112
	Washer gear locking	1	MT8/LU/463113
	Spring clutch	1	MT8/LU/463114
	Nut gear locking	1	MT8/LU/463117
15	Strap fixing dynamo	1	MT8/LU/M3517/1

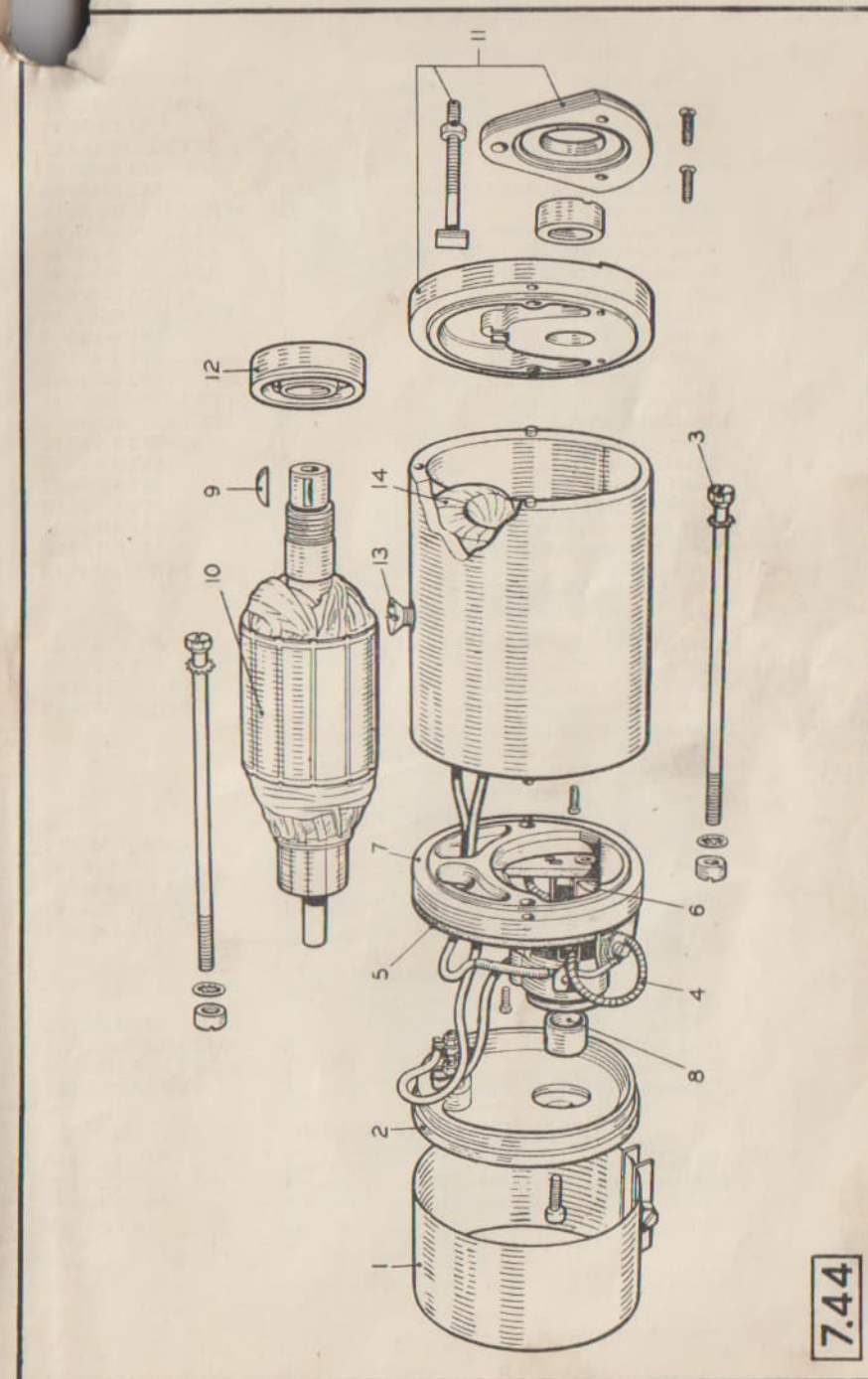


MAGDYNO GROUP—Continued.

	Dynamo	1	MT8/LU/200285
13	Screw fixing pole piece	1	MT4/LU/L2146/5
14	Coils field	1	MT8/LU/200188
1	Band cover assy.	1	MT8/LU/200238
11	Bracket D.E. assy.	1	MT8/LU/200353
	Nut dynamo fixing screw	2	MT8/LU/169010
	Plate bearing	1	MT8/LU/200262
	Screw bearing plate fixing	2	MT8/LU/M940/2
	Nut shaft D.E. bearing	1	MT8/LU/200224
10	Armature	1	MT8/LU/200304
7	Bracket C.E. assy.	1	MT8/LU/200269
8	Bush bearing, C.E.	1	MT8/LU/200231
12	Bearing Ball, D.E.	1	MT7/6069
	Washer felt	1	MT8/LU/200273
	Screw locating C.E. cover	1	MT8/LU/103513
2	Cover C.E.	1	MT8/LU/200354
4	Brushes sets	1	MT8/LU/200290
6	Springs brush sets	1	MT8/LU/200079
	Terminal	2	MT8/LU/200229
	Nut terminal	4	MT5/16599
	Sleeve terminal	2	MT3/LU/188818
	Plate terminal clamping	1	MT8/LU/200212
	Screw terminal clamp plate	1	MT8/LU/109667
3	Bolt through fixing	2	MT8/LU/200227
	Nut through fixing bolt	2	MT8/LU/168768
	Plate insulating c/w brush boxes	1	MT8/LU/200253
	Screw plate fixing	2	MT8/LU/106130
	Screw carrier	1	MT8/LU/M2687/3

REGULATOR AND HORN GROUP.

	Cutout and Regulator, unit	1	MT4/LU/33020
	Plate assy. terminal clamping	1	MT4/LU/390723
	Screw, plate fixing	1	MT4/LU/100713
	Sleeve, terminal	4	MT3/LU/188818
	Cover	1	MT4/LU/390460
	Clip, cover retaining	1	MT4/LU/390461
	Cable, Wiring, Lighting and Charging Circuit	A/R	MT4/19167
	Horn	1	MT3/4562
	Bracket, original horn mounting only	1	MT3/LU/701441
	Switch, push type, horn	1	MT4/13917



DESCRIPTION OF PART

No.
per Set

M.T.
Proprietary
No.

HEAD LAMP GROUP.

	Headlamp assy.	1	MT3/LU/50073
	Screw lamp fixing	2	MT3/LU/112201
	Washer lamp fixing screw	2	MT5/9728
	Clasp assy., rim fixing	1	MT3/LU/516047
	Screw, panel fixing	3	MT5/49686
	Washer, spring, panel fixing screw	3	MT5/49945
11	Reflector assy.	1	MT3/LU/NB398/36
	Wire back shell fixing	1	MT3/LU/NB398/10
9	Back shell assy. c/w. bulb holders	1	MT3/LU/515191
10	Holder assy. main bulb	1	MT3/LU/504801
	Clip and screw assy. bulb holder	1	MT3/LU/N890
	Screw only	1	MT3/LU/NC301/34
7	Bulb, 6v., 24/24w. Main	1	MT3/12534
8	Bulb, 6v., 3w. Pilot	1	MT3/47174
5	Rim and mask assy. complete	1	MT3/84604
	Wire, reflector fixing	4	MT3/LU/NB317/41
	Joint bead assy.	1	MT3/LU/NC309/6
6	Glass	1	MT3/84535
	Frame glass fixing	1	MT3/84536
	Joint bead for glass	1	MT3/84537
	Screw frame fixing	7	MT5/26510
	Nut frame fixing screw	7	MT5/15884
	Washer frame fixing screw	7	MT5/13715
3	Switch assy.	1	MT4/LU/314592

Spare Part
No.

SWITCH GROUP.

	Switch assy., complete on mounting plate	1	MT4/LU/31023
	Screw, grub for terminals	7	MT5/29889
	Handle, c/w fixing screw	1	MT3/LU/351567
	Cover, terminal	1	MT4/LU/351639
8192-44	Bracket, mounting, headlamp switch	1	
083	Screw, plate to mounting bracket	2	
S1-1	Nut, plate to mounting bracket	2	

TAIL LAMP GROUP.

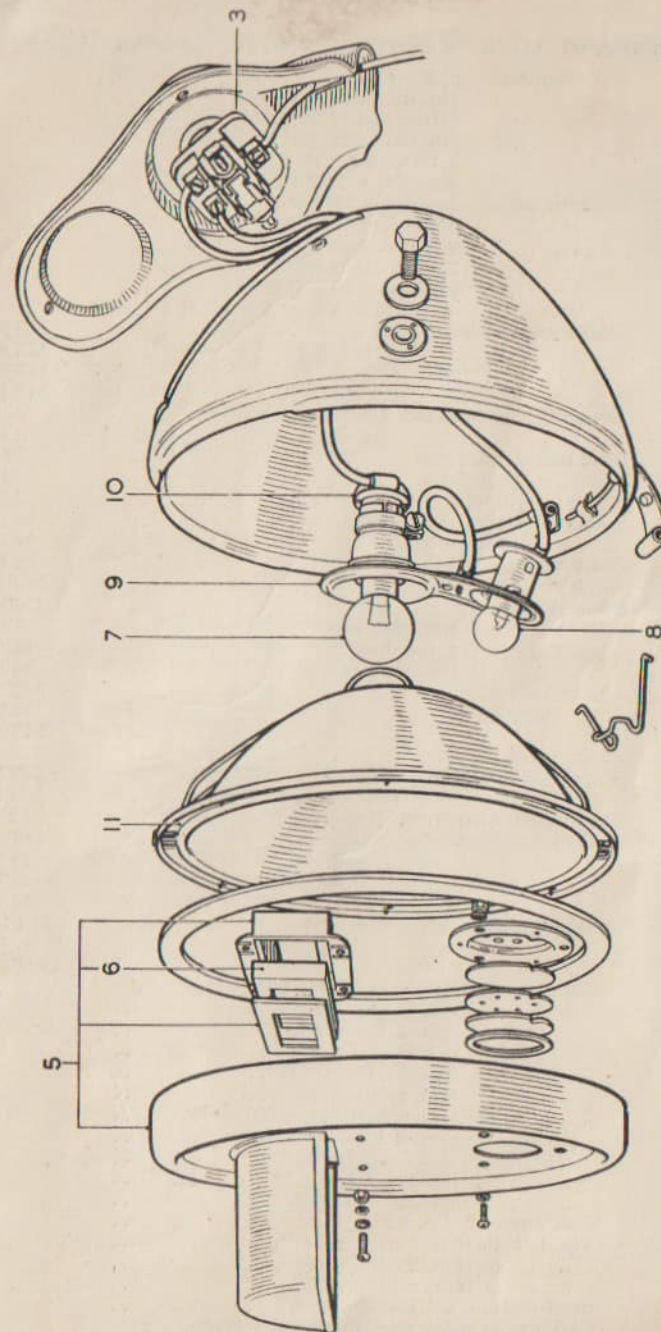
	Lamp, Tail	1	MT3/WD/MCT1
	Case with ruby	1	MT3/LU/525890
	Interior—bulb holder, set of parts	1	MT3/LU/525897
	Connector c/w cover	1	MT3/LU/SA147
	Bulb, Electric 6 volt, 3 watts	1	MT3/47174

BATTERY GROUP.

	Battery, secondary 6 volt, 12 a/hrs.		
	Type PUW7E-5	1	MT4/80230
	Plug, vent	3	MT4/LU/S2254/1
	Cover, moulded	1	MT4/LU/S2171/1B
	Connector, positive cable	1	MT3/LU/SA147

SPARKING PLUG GROUP.

	Plug, sparking, 14mm.	1	MT4/29943
	Sealing washer for sparking plug	1	MT1/37628
	Connector, H. T. lead, immobiliser	1	MT4/18869
	Cable, H.T. lead	A/R	MT4/7930



Spare Part
No.

DESCRIPTION OF PART

No.
per setM.T.
Proprietary
No.Part
No.

DESCRIPTION OF PART

M.T. or
Proprietary
No.

STANDARD NUTS, WASHERS, SCREWS AND BOLTS, ETC.

S1-1	Nut (standard), 3/16in. dia. x 32 T.P.I.
S1-2	" " 1/4in. dia. x 26 T.P.I.
S1-3	" " 5/16in. dia. x 26 T.P.I.
S1-4	" " 3/8in. dia. x 26 T.P.I.
S1-5	" " 7/16in. dia. x 26 T.P.I.
S1-6	" " 1/2in. dia. x 20 T.P.I.
S2-2	Locknut (thin) 1/2in. dia. x 26 T.P.I.
S2-3	" " 5/16in. x 26 T.P.I.
S2-4	" " 3/8in. dia. x 26 T.P.I.
S2-5	" " 7/16in. dia. x 26 T.P.I.
S2-6	" " 1/2in. dia. x 20 T.P.I.
S2-7L	" " 9/16in. dia. x 20 T.P.I., L.H.
S5-2	Single Spring Washer, 1/2in. dia.	MT5/49947	..
S5-3	" " " 5/16in. dia.	MT5/49948	..
S5-4	" " " 3/8in. dia.	MT5/49949	..
S5-6	" " " 1/2in. dia.	MT5/49951	..
S6-3	Double Spring Washer, 5/16in. dia.
S6-6	" " " 1/2in. dia.	MT5/9652	..
S9-1	Steel ball, 3/16in. dia.	MT7/162	..
S9-1A	" " 7/32in. dia.	MT7/163	..
S9-2	" " 1/4in. dia.	MT7/165	..
S17-1	Split Pin, 1/16in. dia. x 3/8in.	MT1/5655	..
S17-3	" " 3/32in. x 1in.	MT1/5649	..
S18-1	No. 3 Woodruff key	MT1/5091	..
S18-2	No. 9 " "	MT1/13889	..
S19-2	Plain Washer, 1/2in. dia. hole	MT5/9727	..
S19-3	" " 5/16in. dia. hole	MT5/9728	..
S19-4	" " 3/8in. dia. hole	MT5/9729	..
S19-7	" " 9/16in. dia. hole	MT5/9732	..
S21-2	Union nut	MT1/18851	..
S21-3	" nipple	MT1/7903	..
S21-4	" " "	MT1/19110	..
S22-4	Plug 3/8in. x 16 T.P.I.
SM-2	Simmonds Locknut, 1/2in. dia. x 26 T.P.I.	MT5/34974	..
SM-3	" " 5/16in. dia. x 22 T.P.I.	MT5/34975	..
SP-2	Shakeproof Washer, ex. 1/2in. dia.	MT5/24861	..
SP-3	Shakeproof Washer, ex 5/16in. dia.	MT5/15414	..
SP-4	" " 3/8in. dia.	MT5/9724	..
SP-5	" " 7/16in. dia.	MT5/9705	..
SP-6	" " 1/2in. dia.	MT5/9706	..
001	Grease nipple—straight	MT1/TT/P6	..
003	" " 65°	1/4" B.S.F.	..
03A	Ch/hd. screw (1/2in. x 11/16in. x 20), drilled head	MT1/TT/P8655	..
04	" " (1/2in. x 3/8in. x 20)
06	" " (1/2in. x 1/2in. x 20)
07	" " (3/8in. x 3/8in. x 26)
023	" " (1/2in. x 1 1/4in. x 20)
038	" " (1/2in. x 3/8in. x 20)
039	" " (1/2in. x 1.1/16in. x 20)
040	" " (1/2in. x 1.3/16in. x 20)
081	" " (5/32in. x 1/2in. x 32)
083	" " (3/16in. x 1/2in. x 32)
094	" " (1/2in. x 13/32in. x 26)
097	C'sk screw (2 B.A. x 1/2in.)
0178	Tie Bolt (5/16in. x 2 1/2in. x 26)
0179	" " (5/16in. x 3 1/2in. x 26)
0180	" " (5/16in. x 4 1/2in. x 26)
0182	Stud (5/16in. x 1.15/16in. x 26)
0183	Carburettor fixing stud (5/16in. x 1.1/16in. x 26)

NUTS, WASHERS, SCREWS AND BOLTS.—Continued.

0276	Tie Bolt (3/8in. x 3 1/2in. x 26)
0280	Cylinder stud (3/8in. x 1.9/16in.)
0289	Tie bolt (3/8in. x 4 1/2in. x 26)
0297	Stud (3/8in. x 2in. x 26)
0299	" oil tank fixing (3/8in. x 3/4in. x 26)
0303	" (3/8in. x 2.7/16in. x 26)
0400	Footrest rod (7/16in. x 13in. x 26)
0408	Saddle stud (7/16in. x 3.11/16in. x 26)
0441	Tie bolt (1/2in. x 3 3/8in. x 20)
0510	Bolt (1/2in. x 3/8in. x 26)
0513	" (1/2in. x 1/2in. x 26)
0513A	" (1/2in. x 1/2in. x 26), drilled head
0514	" (1/2in. x 1 1/4in. x 26)
0516	" (1/2in. x 13/16in. x 26)
0517A	" (1/2in. x 7/16in. x 20), drilled head
0520	Oil sump base set screw (1/2in. x 3/8in. x 20)
0522	Bolt (1/2in. x 17/32in. x 26)
0531	" (1/2in. x 9/16in. x 26)
0562	" (5/16in. x 1 1/4in. x 26)
0563	" (5/16in. x 1 1/2in. x 26)
0564	" (5/16in. x 3/4in. x 26)
0566	" (5/16in. x 9/16in. x 26)
0574	Tank bolt (5/16in. x 1.7/16in. x 18)
0579	" (5/16in. x 1 1/8in. x 18)
0591	Bolt (5/16in. x 1 1/4in. x 26)
0604	" (5/16in. x 13/16in. x 26)
0609	" (5/16in. x 13/16in. x 26)
0617	" (5/16in. x 1 1/8in. x 26)
0621	Rocker box bolt (long) (5/16in. x 2 1/2in. x 26)
0622	" " (short) (5/16in. x 2 1/8in. x 26)
0623	Bolt (5/16in. x 2.13/16in. x 22)
0624	" (5/16in. x 1/2in. x 26)
0718	" (3/8in. x 3/8in. x 26)
0731	Set bolt for magneto (3/8in. x 3/8in. x 16)
0737	Bolt (3/8in. x 11/16in. x 26)
0739	" (3/8in. x 1 1/4in. x 26)
0740	Head bolt (3/8in. x 3in. x 26)
0865	Swivel lug bolt (7/16in. x 1 1/4in. x 26)
0910	Engine plate bolt (1/2in. x 4in. x 20)
0917	Gearbox clamp bolt (1/2in. x 4 1/2in. x 20)

LUCAS STANDARD TYPE :

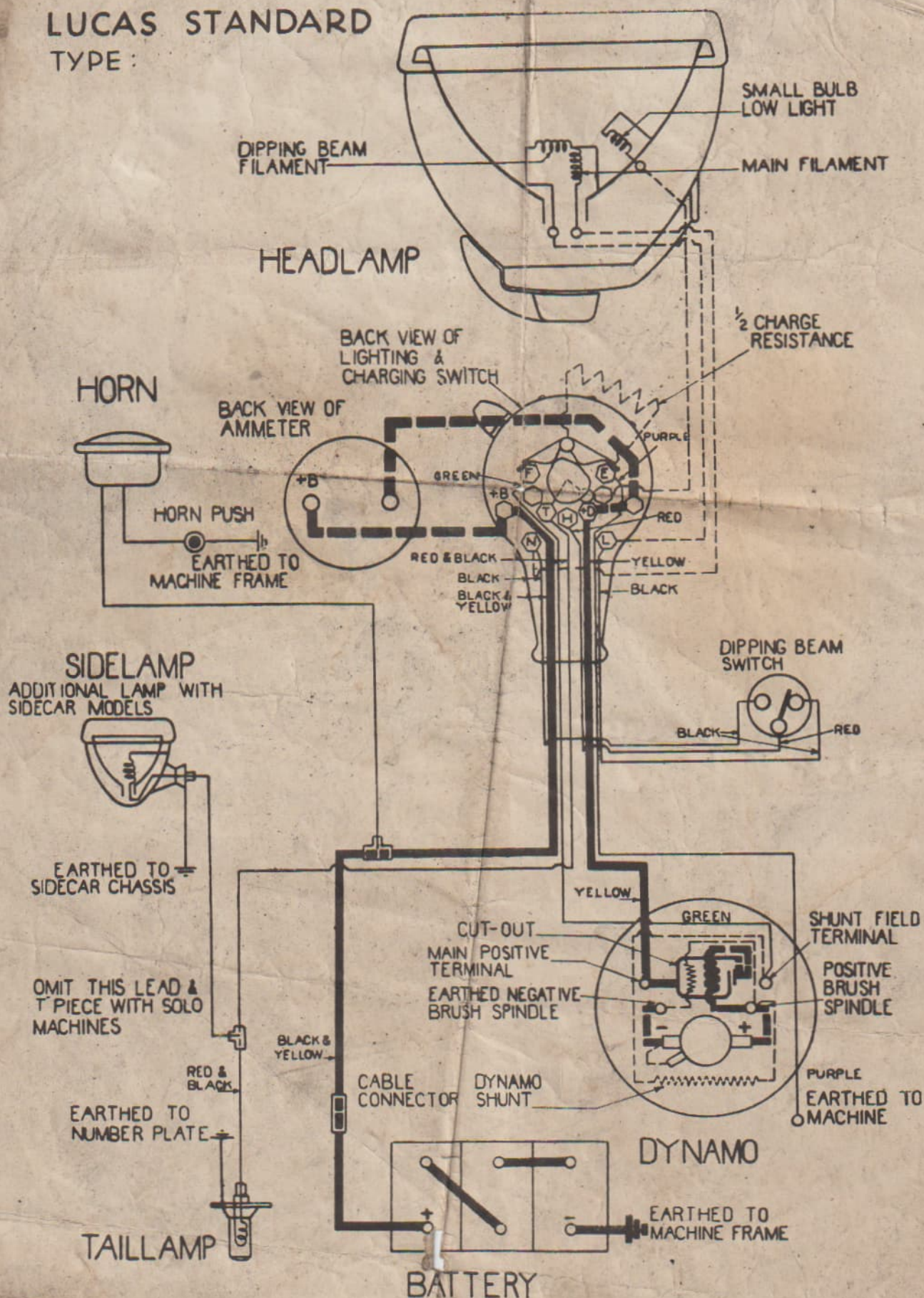


FIG. 52B. WIRING DIAGRAM FOR LUCAS "MAGDYNO" LIGHTING SYSTEM (WITHOUT INSTRUMENT PANEL)



